SIGNATURE

COLLECTION

INDEX

CONCRETE AND RESINS

30 DESIGN CONCRETE
42 REVIVE CONCRETE AND REVIVE CONCRETE XL
60 M-PROJECT STUCCO
68 M-PROJECT SPATOLATO
76 M-PROJECT WOOD

STONE AND METAL

86 CORAL STONE
94 FLAG STONE
104 QUARZITE
112 SALENTO
118 MAREMMA
128 SHINE STONE
138 EVOQUE METAL

BIG SLAB

150 I PREZIOSI

WOOD

CAPITAL WOOD 164
CIRCLE WOOD 172
HARD WOOD 180
SUGI BAN WOOD 190

WALL TILES

MARAKKESH 200
SUBWAY 208
LOFT BRICK 218
AQUARELA 226
MARE 232
SPATULA 240
TENDER 254
GRAZ 260
LINZ 266
PEARLS 272
WAVE METAL 278
BRAID 284
MATERIA 292
PIQUE 298
TAUT 306

SIGNATURE
COLLECTION

RAK Ceramics presents Signature Collection, its latest selection of luxury, stylish and high end products, providing you with unlimited solutions for your design requirements. A boutique ready-made collection always available. Signature Collection captures the essence of quality and showcases the production capabilities of RAK Ceramics, with luxury concepts developed in a huge range of sizes, finishes, colours, effects and thicknesses to suit every taste.

Developed using precious materials and offering premium performance with contemporary style, Signature Collection is designed to meet the latest architecture and interior design needs.

RAK Ceramics presenta Signature Collection, la piu' aggiornata e sofisticata selezione di prodotti pensata per fornire infinite soluzioni ad ogni vostra esigenza di progettazione. Una piccola boutique di collezioni complete e sempre disponibili. Signature Collection rappresenta la massima espressione della capacita' produttiva e degli standard qualitativi di RAK Ceramics ed offre una ampia gamma di progetti lussuosi e ricercati, una infinita scelta di formati, colori, finiture e spessori in grado di incontrare ogni richiesta.

Sviluppata con materiali I PREZIOSI e performance di alto livello, Signature Collection e' la soluzione ideale per architetti ed interior designers.

RAK Ceramics présente Signature Collection, la sélection de produits la plus récente et la plus prestigieuse, prévue pour fournir une infinité de solutions pour chacune de vos exigences de planning. Une petite boutique de collections complètes et toujours disponibles. Signature Collection représente l´expression maximale de la capacité de production et des standards qualitatifs de RAK Ceramics, et offre une vaste gamme de projets luxueux et recherchés, un choix infini de formats, de couleurs, de finitions et d´épaisseurs , à même de répondre à toute demande.

Développée avec des matériaux précieux et des performances de niveau élevé, Signature Collection présente la solution idéale pour les architectes et les designers d´intérieur.

RAK Ceramics präsentiert Signature Collection, die neueste und anspruchsvollste Auswahl an Produkten, die dazu bestimmt ist, unendlich viele Lösungen für jedes Ihrer Planungsbedürfnisse zu liefern. Eine kleine Boutique mit ganzheitlichen und stets verfügbaren Kollektionen. Signature Collection repräsentiert den maximalen Ausdruck an Produktionskapazität und qualitativen Standards von RAK Ceramics, und bietet eine breite Palette an luxuriösen und preziösen Projekten, eine unendlich große Auswahl an Formaten, Farben, Oberflächenbeschaffenheiten und Dicken, um jeder Anfrage gerecht zu werden.

Mit wertvollen Materialien und erstklassigen Leistungen entwickelt, bietet Signature Collection die ideale Lösung für Architekten und Innendesigner.

RAK Ceramics presenta Signature Collection, su última selección de productos de lujo, elegantes y de alta gama, que le ofrece soluciones ilimitadas para sus requisitos de diseño. Una colección de boutique confeccionada siempre disponible. Signature Collection captura la esencia de la calidad y muestra las capacidades de producción de RAK Ceramics, con conceptos de lujo desarrollados en una amplia gama de tamaños, acabados, colores, efectos y grosores para todos los gustos.

Desarrollado utilizando materiales preciosos y ofreciendo un rendimiento superior con un estilo contemporáneo, Signature Collection está diseñado para cumplir con las últimas necesidades de arquitectura e interiorismo.

RAK Ceramics представляет коллекцию Signature, её последнюю линейку роскошной, стильной и высококачественной продукции, предоставляя вам неограниченные решения для ваших дизайнерских задач. Вам всегда доступен бутик с коллекцией готовой продукции. Коллекция Signature отражает суть качества и демонстрирует производственные возможности RAK Ceramics роскошными концепциями, разработанными в широком диапазоне размеров, отделки, цветов, эффектов и толщины на любой вкус.

Коллекция Signature, разработана с использованием драгоценных материалов, предлагает превосходное качество и современный стиль и предназначена для удовлетворения самых современных потребностей в архитектуре и дизайне интерьера.

MIX & MATCHING

Are you a rule maker or a rule breaker? Gone are the days of matching everything together, we are living in exciting times with so many different materials and colours available. We already mix furniture or fabrics, why not mix and match our floor, wall and countertop tiles? Signature Collection encourages you to break the rules. Choose different effects, colours and sizes within the same tile collection and mix them with other collections from the Signature range.

Metals, marbles, woods, concrete and resins: an unlimited choice of solutions that help you create unique spaces for your living room, your bathroom, your big or small design ideas and your most challenging projects. Free your aspiration for artistic, luxurious and stylish expression and combine our Signature solutions as creatively as you wish.

Segui le regole o preferisci riscriverle? Sono finiti i giorni in cui tutto doveva essere perfettamente coordinato. Viviamo un tempo ricco di possibilita', colori, materiali diversi tra loro. Accostiamo tra loro mobili e tessuti di stile epoche e colori diversi, perche' non farlo anche con pavimenti, rivestimenti e piani di lavoro? Con Signature Collection puoi riscrivere ogni regola. Scegli i tuoi effetti e finiture preferite, colori e formati diversi all'interno dello stesso progetto, mixali con le altre famiglie di prodotto all'interno della gamma Signature.
Metalli, marmi, legni, cementi e resine: una scelta illimitata di soluzioni per poter creare spazi irripetibili nel tuo living, bagno, grandi o piccole idee e per i tuoi progetti piu' ambiziosi.

Suivez-vous les règles ou préférez-vous les récrire? Passés les jours où tout devait être parfaitement coordonné, nous traversons, dès lors, un temps riche en possibilités, en couleurs et en matériaux tous divers. Si nous approchons entre eux des meubles et des tissus de styles, d´époques et de couleurs divers, pourquoi ne pas en faire de même avec les sols, les revêtements et les plans de travail? Par Signature Collection vous rompez toute règle. Choisissez vos effets et vos finitions préférés, des couleurs et formats divers au sein du même projet, et mélangez-les avec d´autres familles de produits à l´intérieur de la gamme Signature.
Métaux, marbres, bois, ciments et résines: un choix illimité de solutions, pour créer des espaces uniques dans votre salle de séjour ou salle de bains, pour vos grandes et petites idées et vos projets les plus ambitieux.

Folgen Sie de Regeln oder schreiben Sie sie lieber neu? Die Zeiten, in den alles perfekt koordiniert sein musste sind vorbei, nun durchlaufen wir eine Zeit, reich an Möglichkeiten, Farben und verschiedenen Materialien. Wenn wir Möbel und Materialien verschiedener Stile, Epochen und Farben untereinander anpassen, warum nicht auch Böden, Wandverkleidungen und Arbeitsflächen? Mit Signature Collection brechen Sie alle Regeln. Wählen Sie Ihre liebsten Effekte und Oberflächenbeschaffenheiten, Farben und Formate, innerhalb des gleichen Projekts, und mischen Sie sie mit anderen Produktfamilien innerhalb der Palette Signature.
Metalle, Marmor, Holz, Zemente und Harze: eine unbegrenzte Auswahl an Lösungen für einzigartige Räume in Ihrem Wohnbereich und Ihrem Badezimmer, für große oder kleine Ideen und für Ihre ambitioniertesten Projekte.

Eres un creador de reglas o un infractor de reglas? Atrás quedaron los días de combinar todo, vivimos tiempos emocionantes con tantos materiales y colores diferentes disponibles. Ya mezclamos muebles o telas, ¿por qué no mezclar y combinar nuestras baldosas para pisos, paredes y encimeras? Signature Collection lo alienta a romper las reglas. Elija diferentes efectos, colores y tamaños dentro de la misma colección de mosaicos y mézclelos con otras colecciones del rango Firma.
Metales, mármoles, maderas, hormigón y resinas: una variedad ilimitada de soluciones que lo ayudan a crear espacios únicos para su sala de estar, su baño, sus ideas de diseño grandes o pequeñas y sus proyectos más desafiantes. Libere su aspiración por una expresión artística, lujosa y elegante y combine nuestras soluciones Signature tan creativamente como lo desee.

Вы устанавливаете правила или нарушаете их? Прошли те времена, когда было принято, чтобы все элементы дизайна сочетались друг с другом. Теперь нам доступно огромное количество материалов и цветов. Мы уже привыкли комбинировать мебель и ткани, так почему бы не начать комбинировать и не сочетать нашу напольную и настенную плитку и плитку для столешницы? Коллекция Signature призывает вас нарушать правила. Выбирайте любые эффекты, цвета и размеры из одной одной коллекции плитки и смешивайте их с другими коллекциями из ассортимента Signature.
Металлы, мрамор, дерево, бетон и смола: неограниченный выбор решений, которые помогут вам создать уникальное пространство для вашей гостиной, ванной комнаты, больших или маленьких дизайнерских идей и самых сложных проектов. Освободите своё самовыражение от рамок, дайте ему возможность для творчества, стиля и роскоши, используя нашу коллекцию Signature настолько креативно, как вы того пожелаете.

WALL: I PREZIOSI OCEAN 120X260 CM
FLOOR: FLAG STONE LIGHT GREY 60X120 CM

WALL: M-PROJECT SPATOLATO GREY 60X120 CM
FLOOR: CIRCLE WOOD GREY 19.5X120 CM

WALL: DESIGN CONCRETE WHITE MOSAIC 2.5X10 30X30CM
FLOOR: M-PROJECT WOOD DARK GREY 19.5X120 CM

WALL: TENDER WHITE 30X100 CM, TENDER BEIGE DECOR 30X100 CM
FLOOR: MAREMMA DARK BROWN 75X75 CM

WALL: EVOQUE METAL ICE 60X120 CM
FLOOR: SUGI BAN WOOD KASSHOKU BROWN 19.5X120 CM

WALL: LOFT BRICK WHITE 6.5X26 CM,
FLOOR: CAPITAL WOOD GREY 19.5X120 CM

FLOOR: CORAL STONE DARK GREY 60X60 CM
(20MM THICKNESS)

FLOOR AND WALL: SHIINE STONE GREY 60X60 CM

ICONS

TECHNICAL INFORMATION

INFORMAZIONI TECNICHE
INFORMATIONS TECHNIQUES
TECHNISCHE INFORMATIONEN
INFORMACIÓN TÉCNICA
ТЕХНИЧЕСКАЯ ИНФОРМАЦИЯ

TYPOLOGY
TIPOLOGIA | TYPOLOGIE | TYPOLOGIE | TIPOLOGIA | ТИПОЛОГИЯ

C/R
RED BODY CERAMIC TILES
CERAMICA IN PASTA ROSSA
CÉRAMIQUE EN PÂTE ROUGE
ROTSCHERBIGE KERAMIKFLIESEN
CERÁMICA PASTA ROJA
КЕРАМИЧЕСКАЯ ПЛИТКА КРАСНОЕ ТЕЛО

C/W
WHITE BODY CERAMIC TILES
CERAMICA IN PASTA BIANCA
CÉRAMIQUE EN PÂTE BLANCHE
WEISSSCHERBIGE KERAMIKFLIESEN
CERÁMICA PASTA BLANCA
КЕРАМИЧЕСКАЯ ПЛИТКА БЕЛОЕ ТЕЛО

PT
PORCELAIN TILES
GRES PORCELLANATO
GRÉS CÉRAME
FEINSTEINZEUG
PORCELÁNICO
КЕРАМИЧЕСКИЙ ГРАНИТ

EDGE
BORDO | BORD | RAND | BORDE | КРАЙ

STRAIGHT
DRITTO
DROIT
GERADE
DERECHO
РОВНАЯ

RECTIFIED
RETTIFICATO
RECTIFIÉ
REKTIFIZIERT
RETIFICADO
РЕКТИФИЦИРОВАННАЯ

SURFACE STRUCTURE
STRUTTURA | STRUCTURÉ | STRUKTUR | ESTRUCTURA | СТРУКТУРА ПОВЕРХНОСТИ

S
SMOOTH
LISCIO
LISSE
GLATT
LISO
ГЛАДКАЯ

LS
LIGHT STRUCTURE
STRUTTURA LEGGERA
STRUCTURE LÉGÈRE
LEICHTE STRUKTUR
ESTRUCTURA LIGERA
ЛЕГКАЯ СТРУКТУРА

HS
HEAVY STRUCTURE
STRUTTURA PESANTE
STRUCTURE LOURDE
GROBE STRUKTUR
ESTRUCTURA PESADA
ГРУБАЯ СТРУКТУРА

FINISH
FINITURA
FINITION
OBERFLÄCHE
ACABADO
ОТДЕЛКА

N
NATURAL
NATURALE
NATUREL
NATUR
MATT
НАТУРАЛЬНАЯ

L
LAPPATO
LAPPATO
ADOUCI
ANPOLIERT
ESMERILLADO
ЛАППАТИРОВАННАЯ

FL
FULL LAPPATO
LAPPATURA A CAMPO PIENO
POLI
FULL LAPPATO
LAPPATO
РЕЛЬЕФНАЯ

SURFACE LOOK
ASPETTO SUPERFICIALE
ASPECT SUPERFICIEL
AUSSEHEN DER OBERFLÄCHE
ASPECTO SUPERFICIAL
ТИП ПОВЕРХНОСТИ

M
MATT
OPACO
MAT
MATT
OPACO
МАТОВАЯ

S
SATIN
SATINATO
SATINÉ
SATIN
SATINADO
САТИНОВАЯ

G
GLOSSY
LUCIDO
BRILLANT
GLÄNZEND
BRILLANTE
ГЛЯНЦЕВАЯ

HG
HIGH GLOSSY
MOLTO LUCIDO
HAUTE BRILLANCE
HOCHGLANZ
MUY BRILLANTE
ВЫСОКО-ГЛЯНЦЕВАЯ

COLOUR VARIATIONS
VARIAZIONI CROMATICHE
VARIATIONS CHROMATIQUES
FARBVARIATIONEN
VARIACIONES CROMÁTICAS
ЦВЕТОВЫЕ ИЗМЕНЕНИЯ

V1
EVEN

V2
LIGHT

V3
MEDIUM

V4
STRONG

INDICATIONS FOR USE
INDICAZIONI D'USO
INSTRUCTIONS D'UTILISATION
ANWENDUNGSGEBIET
INDICACIONES DE USO
УКАЗАНИЯ ПО ПРИМЕНЕНИЮ

COUNTERTOP SURFACE
PIANO DI LAVORO
PLAN DE TRAVAIL
ARBEITSPLATTE
ENCIMERA
СТОЛЕШНИЦА

WALL TILES
RIVESTIMENTO
REVÊTEMENT
WAND
RIVESTIMIENTO
НАСТЕННАЯ ПЛИТКА

FLOOR TILES
PAVIMENTO
SOL
BODEN
PISO
НАПОЛЬНАЯ ПЛИТКА

SUGGESTED APPLICATIONS
DESTINAZIONI D'USO | DESTINATION | ANWENDUNGSBEREICH | LUGAR DE EMPLEO | НАЗНАЧЕНИЕ

DOMESTIC PURPOSE
ABITAZIONI
HABITATION
WOHNBEREICH
HABITACIÓN
ВНУТРИ ПОМЕЩЕНИЙ

OUTDOOR
ESTERNI
EXTÉRIEUR
AUSSENBEREICH
EXTERIOR
СНАРУЖИ ПОМЕЩЕНИЙ

LIGHT COMMERCIAL TRAFFIC AREA
COMMERCIALE LEGGERO
PASSAGE LÉGER
GEWERBLICHER BEREICH
PEQUEÑA SUPERFICIE COMERCIAL
ОБЩЕСТВЕННЫЕ ПОМЕЩЕНИЯ С НИЗКОЙ ПРОХОДИМОСТЬЮ

HEAVY COMMERCIAL TRAFFIC AREA
COMMERCIALE PESANTE
PASSAGE INTENSE
GEWERBLICHER BEREICH MIT HOHER BEANSPRUCHUNG
GRANDE SUPERFICIZ COMERCIAL
ОБЩЕСТВЕННЫЕ ПОМЕЩЕНИЯ С ВЫСОКОЙ ПРОХОДИМОСТЬЮ

FACADE
FACCIATE ESTERNE
FAÇADE
FASSADE
FACHADA
ФАСАД

IN PRINTING, COLOUR OF THE PRODUCTS MAY DIFFER SLIGHTLY FROM ACTUAL, PICTURES ARE ONLY FOR REFERENCE.
NELLA STAMPA, IL COLORE DEI PRODOTTI PUO' LEGGERMENTE DIFFERIRE DAL COLORE REALE, LE IMMAGINI SONO PURAMENTE INDICATIVE
LA COULEUR DES PRODUITS PEUT DIFFÉRER LÉGÈREMENT DE LA COULEUR RÉELLE, LES IMAGES SONT UTILISÉES UNIQUEMENT POUR RÉFÉRENCE
DIE FARBEN DER PRODUKTE KÖNNEN VOM ORIGINAL ABWEICHEN, DIE BILDER DIENEN NUR ALS REFERENZ
EL COLOR DE LOS PRODUCTOS PUEDE VARIAR LEVEMENTE RESPECTO AL REAL, LAS IMÁGENES SON SÓLO DE REFERENCIA
В ПЕЧАТНОЙ ВЕРСИИ ЦВЕТ ПРОДУКТОВ МОЖЕТ ОТЛИЧАТЬСЯ НЕМНОГО ОТ ФАКТИЧЕСКОГО, ИЗОБРАЖЕНИЯ ТОЛЬКО ДЛЯ СПРАВКИ

SIGNATURE
COLLECTION

CONCRETE AND RESINS

FLOOR: DESIGN CONCRETE IVORY 60X60 CM OUTDOOR

DESIGN CONCRETE

FLOOR: DESIGN CONCRETE LIGHT GREY
60X60 CM

FLOOR: DESIGN CONCRETE IVORY 60X60 CM
OUTDOOR

DESIGN CONCRETE

PT LS N M

60x120 cm
23.62”x47.24”

75x75 cm
29.52”x29.52”

60x60 cm
23.62”x23.62”

30x60 cm
11.81”x23.62”

Skirting
60x9.5 cm
23.62”x3.74”

DESIGN CONCRETE WHITE

DESIGN CONCRETE IVORY

DESIGN CONCRETE LIGHT GREY

DESIGN CONCRETE SAND

DESIGN CONCRETE GREY

DESIGN CONCRETE NUT

DESIGN CONCRETE

PT LS N M

DESIGN CONCRETE
MOSAIC 2.5X2.5*

30X30 CM / 11.81”X11.81”

DESIGN CONCRETE
MOSAIC 2.5X10*

30X30 CM / 11.81”X11.81”

DESIGN CONCRETE
BRICK MOSAIC*

30X30 CM / 11.81”X11.81”

DESIGN CONCRETE *

15X60 CM / 5.90”X23.62”

DESIGN CONCRETE *

10X60 CM / 3.93”X23.62”

DESIGN CONCRETE *

5X60 CM / 1.96”X23.62”

***Available in all colours |** Disponibile in tutti i colori | Disponible dans toutes les couleurs | In allen Farben erhältlich | Disponible en todos los colores | Доступно во всех цветах

PACKAGING | IMBALLI | EMBALLAGES | VERPAKUNGEN | УПАКОВКА

Sizes (cm)	Thickness (mm)	Pz X	M² X	Kg X	RM X	X Sq. Pallet	M² X Sq. Pallet	kg X Sq. Pallet	X Eu. Pallet	M² X Eu. Pallet	kg X Eu. Pallet
60X120	9	2	1.44	30.00	-	-	-	-	30	43.20	921.00
75X75	9	2	1.12	24.00	-	-	-	-	44	49.28	1077.00
60X60	9	4	1.44	30.00	-	-	-	-	30	43.20	921.00
60X60	20.00	2	0.72	32.00	-	-	-	-	30	21.60	1,000.00
30X60	9	6	1.08	23.00	-	-	-	-	48	51.84	1125.00
SKIRTING 60x9.5	9	18	1.08	21.00	10.8	48	51.84	1008	45	48.6	945.00
MOSAIC 30X30	9	10	-	14.00	-	-	-	-	48	-	672.00

Name	Code	Size(CM)	Code	Size(CM)	Code	Size(CM)
DESIGN CONCRETE WHITE	A12GZDCC-WH0.M2S5R	60x120	A75GZDCC-WH0.M2S5R	75x75	A06GZDCC-WH0.M2R	60x60
DESIGN CONCRETE LIGHT GREY	A12GZDCC-LGY.M2S5R	60x120	A75GZDCC-LGY.M2S5R	75x75	A06GZDCC-LGY.M2R	60x60
DESIGN CONCRETE GREY	A12GZDCC-GY0.M2S5R	60x120	A75GZDCC-GY0.M2S5R	75x75	A06GZDCC-GY0.M2R	60x60
DESIGN CONCRETE IVORY	A12GZDCC-IV0.M2S5R	60x120	A75GZDCC-IV0.M2S5R	75x75	A06GZDCC-IV0.M2R	60x60
DESIGN CONCRETE SAND	A12GZDCC-SN0.M2S5R	60x120	A75GZDCC-SN0.M2S5R	75x75	A06GZDCC-SN0.M2R	60x60
DESIGN CONCRETE NUT	A12GZDCC-NU0.M2S5R	60x120	A75GZDCC-NU0.M2S5R	75x75	A06GZDCC-NU0.M2R	60x60

Name	Code	Size(CM)	Code	Size(CM)	Code	Size(CM)	Code	Size(CM)
DESIGN CONCRETE WHITE	A09GZDCC-WH0.M2R	30x60	AKB-GZDCC-WH0.2RT	15x60	AKB-GZDCC-WH0.2RT	10x60	AKB-GZDCC-WH0.2RT	5x60
DESIGN CONCRETE LIGHT GREY	A09GZDCC-LGY.M2R	30x60	AKB-GZDCC-LGY.2RT	15x60	AKB-GZDCC-LGY.2RT	10x60	AKB-GZDCC-LGY.2RT	5x60
DESIGN CONCRETE GREY	A09GZDCC-GY0.M2R	30x60	AKB-GZDCC-GY0.2RT	15x60	AKB-GZDCC-GY0.2RT	10x60	AKB-GZDCC-GY0.2RT	5x60
DESIGN CONCRETE IVORY	A09GZDCC-IV0.M2R	30x60	AKB-GZDCC-IV0.2RT	15x60	AKB-GZDCC-IV0.2RT	10x60	AKB-GZDCC-IV0.2RT	5x60
DESIGN CONCRETE SAND	A09GZDCC-SN0.M2R	30x60	AKB-GZDCC-SN0.2RT	15x60	AKB-GZDCC-SN0.2RT	10x60	AKB-GZDCC-SN0.2RT	5x60
DESIGN CONCRETE NUT	A09GZDCC-NU0.M2R	30x60	AKB-GZDCC-NU0.2RT	15x60	AKB-GZDCC-NU0.2RT	10x60	AKB-GZDCC-NU0.2RT	5x60

Name	Code	Size(CM)	Name	Code	Size(CM)
DESIGN CONCRETE WHITE MOSAIC 2.5X2.5	AM-GZDCC-WH.2R/2H	30x30	DESIGN CONCRETE WHITE MOSAIC 2.5X10	AM-GZDCC-WH.2R2/10	30x30
DESIGN CONCRETE LIGHT GREY MOSAIC 2.5X2.5	AM-GZDCC-LGY.2R/2H	30x30	DESIGN CONCRETE LIGHT GREY MOSAIC 2.5X10	AM-GZDCC-LG.2R2/10	30x30
DESIGN CONCRETE GREY MOSAIC 2.5X2.5	AM-GZDCC-GY.2R/2H	30x30	DESIGN CONCRETE GREY MOSAIC 2.5X10	AM-GZDCC-GY.2R2/10	30x30
DESIGN CONCRETE IVORY MOSAIC 2.5X2.5	AM-GZDCC-IV.2R/2H	30x30	DESIGN CONCRETE IVORY MOSAIC 2.5X10	AM-GZDCC-IV.2R2/10	30x30
DESIGN CONCRETE SAND MOSAIC 2.5X2.5	AM-GZDCC-SN.2R/2H	30x30	DESIGN CONCRETE SAND MOSAIC 2.5X10	AM-GZDCC-SN.2R2/10	30x30
DESIGN CONCRETE NUT MOSAIC 2.5X2.5	AM-GZDCC-NU.2R/2H	30x30	DESIGN CONCRETE NUT MOSAIC 2.5X10	AM-GZDCC-NU.2R2/10	30x30
DESIGN CONCRETE WHITE BRICK MOSAIC	AM-GZDCC-WH.2R/BRK	30x30	DESIGN CONCRETE WHITE STEP	AST-12ZDCC-WH0.2RA	30x120
DESIGN CONCRETE LIGHT GREY BRICK MOSAIC	AM-GZDCC-LG.2R/BRK	30x30	DESIGN CONCRETE LIGHT GREY STEP	AST-12ZDCC-LGY.2RA	30x120
DESIGN CONCRETE GREY BRICK MOSAIC	AM-GZDCC-GY.2R/BRK	30x30	DESIGN CONCRETE GREY STEP	AST-12ZDCC-GY0.2RA	30x120
DESIGN CONCRETE IVORY BRICK MOSAIC	AM-GZDCC-IV.2R/BRK	30x30	DESIGN CONCRETE IVORY STEP	AST-12ZDCC-IV0.2RA	30x120
DESIGN CONCRETE SAND BRICK MOSAIC	AM-GZDCC-SN.2R/BRK	30x30	DESIGN CONCRETE SAND STEP	AST-12ZDCC-SN0.2RA	30x120
DESIGN CONCRETE NUT BRICK MOSAIC	AM-GZDCC-NU.2R/BRK	30x30	DESIGN CONCRETE NUT STEP	AST-12ZDCC-NU0.2RA	30x120

Name	Code	Size(CM)
DESIGN CONCRETE WHITE SKIRTING	ASK06GZDCC-WH0.2AN	60x9.5
DESIGN CONCRETE LIGHT GREY SKIRTING	ASK06GZDCC-LGY.2AN	60x9.5
DESIGN CONCRETE GREY SKIRTING	ASK06GZDCC-GY0.2AN	60x9.5
DESIGN CONCRETE IVORY SKIRTING	ASK06GZDCC-IV0.2AN	60x9.5
DESIGN CONCRETE SAND SKIRTING	ASK06GZDCC-SN0.2AN	60x9.5
DESIGN CONCRETE NUT SKIRTING	ASK06GZDCC-NU0.2AN	60x9.5

DESIGN CONCRETE

PT HS N M

60x60 cm
23.62"x23.62"
20 mm
0.78"

DESIGN CONCRETE LIGHT GREY

DESIGN CONCRETE IVORY

DESIGN CONCRETE DARK GREY

DESIGN CONCRETE NUT

Name	Code	Size(CM)	
DESIGN CONCRETE LIGHT GREY	A06GZDCC-LGY.M2T5R	60x60	R11
DESIGN CONCRETE DARK GREY	A06GZDCC-DGY.M2T5R	60x60	R11
DESIGN CONCRETE IVORY	A06GZDCC-IV0.M2T5R	60x60	R11
DESIGN CONCRETE NUT	A06GZDCC-NT0.M2T5R	60x60	R11

PACKAGING | IMBALLI | EMBALLAGES | VERPAKUNGEN | УПАКОВКА

Sizes (cm)	Thickness (mm)	P_z X	M^2 X	Kg X	X Eu. Pallet	M^2 X Eu. Pallet	kg X Eu. Pallet
60X60	20.00	2	0.72	32.00	30	21.60	1,000.00

FLOOR: DESIGN CONCRETE IVORY 60X60 CM (R11)

FLOOR: REVIVE CONCRTE XL CONCRETE GREY 120X120 CM

REVIVE CONCRETE
REVIVE CONCRETE XL

WALL: REVIVE CONCRETE XL ACTIVE WHITE 120X240 CM.
FLOOR: REVIVE CONCRTE XL CONCRETE GREY 120X120 CM.

WALL: REVIVE CONCRETE ACTIVE WHITE 30X60CM, REVIVE CONCRETE CONCRETE GREY 30X60CM, REVIVE CONCRETE GRAPHITE GREY 30X60CM, REVIVE CONCRETE PITCH BLACK 30X60CM
FLOOR: REVIVE CONCRETE SUMMER SAND 37X75CM



REVIVE CONCRETE XL

PT S N M

135x305 cm
53.14”x120”

14.5 mm
0.57”

EDGE 45º ANGLE CUT

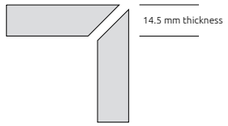

120x240 cm
47.24”x94.48”

9 mm
0.35”

80x240 cm
31.49”x94.48”

9 mm
0.35”

120x120 cm
47.24”x47.24”

9 mm
0.35”

60x120 cm
23.62”x47.24”

9 mm
0.35”

Other solutions available

90x180 cm *
35.43”x70.86”
9 mm
0.35”

80x160 cm *
31.49”x63”
9 mm
0.35”

* sizes obtained by press productions

REVIVE CONCRETE XL ACTIVE WHITE

REVIVE CONCRETE XL CONCRETE GREY

REVIVE CONCRETE XL SUMMER SAND

Name	Code	Thickness(MM)	Size(CM)	Code	Thickness(MM)	Size(CM)
REVIVE CONCRETE XL ACTIVE WHITE	AGB83REVXACWZMSNLR	14.5	135x305			
REVIVE CONCRETE XL CONCRETE GREY	AGB83REVXCRGZMSNLR	14.5	135x305			
REVIVE CONCRETE XL SUMMER SAND	AGB83REVXSMSZMSNLR	14.5	135x305			
REVIVE CONCRETE XL ACTIVE WHITE	AGB46REVCACWZMLC3R	9	120x240	AGB87REVCACWZMLC3R	9	80x240
REVIVE CONCRETE XL CONCRETE GREY	AGB46REVCCRGZMLC3R	9	120x240	AGB87REVCCRGZMLC3R	9	80x240
REVIVE CONCRETE XL SUMMER SAND	AGB46REVCSMSZMLC3R	9	120x240	AGB87REVCSMSZMLC3R	9	80x240
REVIVE CONCRETE XL ACTIVE WHITE	AGB22REVCACWZMLC3R	9	120x120	AGB12REVCACWZMLS5R	9	60x120
REVIVE CONCRETE XL CONCRETE GREY	AGB22REVCCRGZMLC3R	9	120x120	AGB12REVCCRGZMLS5R	9	60x120
REVIVE CONCRETE XL SUMMER SAND	AGB22REVCSMSZMLC3R	9	120x120	AGB12REVCSMSZMLS5R	9	60x120
REVIVE CONCRETE XL ACTIVE WHITE	AGB93REVCACWZMLC3R	9	90x180	AGB86REVCACWZMLC3R	9	80x160
REVIVE CONCRETE XL CONCRETE GREY	AGB93REVCCRGZMLC3R	9	90x180	AGB86REVCCRGZMLC3R	9	80x160
REVIVE CONCRETE XL SUMMER SAND	AGB93REVCSMSZMLC3R	9	90x180	AGB86REVCSMSZMLC3R	9	80x160

Packaging are available upon request | L’imballaggio è disponibile su richiesta | Les emballages sont disponibles sur demande | Verpackungen sind auf Anfrage erhältlich | упаковка предоставляется по запросу

REVIVE CONCRETE

PT LS S N L M

60x120 cm
23.62”x47.24”

75x75 cm
29.52”x29.52”

37x75 cm
14.56”x29.52”

60x60 cm
23.62”x23.62”

60x60 cm
23.62”x23.62”
20 mm
0.78”

30x60 cm
11.81”x23.62”

Mosaic 5x5
30x30 cm
11.81”x11.81”

Mosiac 3x6
30x30 cm
11.81”x11.81”

Skirting
120x10 cm
47.24”x3.93”

Skirting
75x8 cm
29.52”x3.14”

Skirting
60x8 cm
23.62”x3.14”

Step
30x120 cm
11.81”x47.24”
Front Sticking

Step
30x120 cm
11.81”x47.24”
Bullnozed

FINISHES

NATURAL

LS N M

NATURAL

S N M

LAPPATO

LS L M

REVIVE CONCRETE ACTIVE WHITE

REVIVE CONCRETE CONCRETE GREY

REVIVE CONCRETE CLOUD GREY

REVIVE CONCRETE GRAPHITE GREY

REVIVE CONCRETE SUMMER SAND

REVIVE CONCRETE PITCH BLACK

REVIVE CONCRETE BLADE BEIGE

REVIVE CONCRETE

PT LS S N L M

REVIVE CONCRETE
ACTIVE WHITE URBAN DECOR

60X60 CM / 23.62"X 23.62"

REVIVE CONCRETE
CONCRETE GREY URBAN DECOR

60X60 CM / 23.62"X 23.62"

REVIVE CONCRETE
GRAPHITE GREY URBAN DECOR

60X60 CM / 23.62"X 23.62"

REVIVE CONCRETE
SUMMER SAND URBAN DECOR

60X60 CM / 23.62"X 23.62"

WALL: REVIVE CONCRETE CONCRETE GREY URBAN DECOR 60X60 CM

REVIVE CONCRETE

PT LS S N L M

REVIVE CONCRETE
ACTIVE WHITE
MOSAIC 5X5 *

30X30 CM / 11.81"X11.81"

REVIVE CONCRETE MIX 1
MOSAIC 3X6

30X30 CM / 11.81"X11.81"

REVIVE CONCRETE MIX 2
MOSAIC 3X6

30X30 CM / 11.81"X11.81"

*** Available in all colours |** Disponibile in tutti i colori | Disponible dans toutes les couleurs | In allen Farben erhältlich | Disponible en todos los colores | Доступно во всех цветах

PACKAGING | IMBALLI | EMBALLAGES | VERPAKUNGEN | УПАКОВКА

Sizes (cm)	Thickness (mm)	Pz X	M² X	Kg X	RM X	X Sq. Pallet	M² X Sq. Pallet	kg X Sq. Pallet	X Eu. Pallet	M² X Eu. Pallet	kg X Eu. Pallet
60X120	9	2	1.44	30.00	-	-	-	-	30	43.20	921.00
75X75	9	2	1.12	24.00	-	-	-	-	44	49.28	1077.00
37X75	9	4	1.11	24.00	-	-	-	-	48	53.28	1173.00
60X60	9	4	1.44	30.00	-	-	-	-	30	43.20	921.00
60X60	20.00	2	0.72	32.00	-	-	-	-	30	21.60	1,000.00
30X60	9	6	1.08	23.00	-	-	-	-	48	51.84	1125.00
STEP 30X120	9	2	0.72	20	-	-	-	-	-	-	-
SKIRTING 120X10	9	12	1.44	34.8	-	-	-	-	33	47.52	1148.4
SKIRTING 70X8	9	10	-	14.40	7.5	-	-	-	66	-	950.00
SKIRTING 60X8	9	18	0.9	21	10.8	64.00	57.6	1,344.00	-	-	-
MOSAIC 30X30	9	10	-	14	-	48.00	-	-	48	-	672.00

WALL: REVIVE CONCRETE CLOUD GREY 30X60 CM,
REVIVE CONCRETE CLOUD GREY MOSAIC 5X5 30X30 CM
FLOOR: REVIVE CONCRETE CLOUD GREY 60X60 CM

REVIVE CONCRETE

LS N M

Name	Code	Size(CM)	Code	Size(CM)	Code	Size(CM)
REVIVE CONCRETE ACTIVE WHITE	AGB12REVCACWZMLS5R	60x120	AGB06REVCACWZMLNLR	60x60	AGB06REVCACWZMLT5R	60x60
REVIVE CONCRETE CONCRETE GREY	AGB12REVCCRGZMLS5R	60x120	AGB06REVCCRGZMLNLR	60x60	AGB06REVCCRGZMLT5R	60x60
REVIVE CONCRETE GRAPHITE GREY	AGB12REVCGPGZMLS5R	60x120	AGB06REVCGPGZMLNLR	60x60	AGB06REVCGPGZMLT5R	60x60
REVIVE CONCRETE CLOUD GREY	AGB12REVCCGYZMLS5R	60x120	AGB06REVCCGYZMLNLR	60x60	AGB06REVCCGYZMLT5R	60x60
REVIVE CONCRETE PITCH BLACK	AGB12REVCPBKZMLS5R	60x120	AGB06REVCPBKZMLNLR	60x60	AGB06REVCPBKZMLT5R	60x60
REVIVE CONCRETE SUMMER SAND	AGB12REVCSMSZMLS5R	60x120	AGB06REVCSMSZMLNLR	60x60	AGB06REVCSMSZMLT5R	60x60
REVIVE CONCRETE BLADE BEIGE	AGB12REVCBDBZMLS5R	60x120	AGB06REVCBDBZMLNLR	60x60	AGB06REVCBDBZMLT5R	60x60

Name	Code	Size(CM)	Code	Size(CM)	Code	Size(CM)
REVIVE CONCRETE ACTIVE WHITE	AGB75REVCACWZMLS5R	75x75	AGX45REVCACWZMLS5R	37x75	AGB09REVCACWZMLNLR	30x60
REVIVE CONCRETE CONCRETE GREY	AGB75REVCCRGZMLS5R	75x75	AGX45REVCCRGZMLS5R	37x75	AGB09REVCCRGZMLNLR	30x60
REVIVE CONCRETE GRAPHITE GREY	AGB75REVCGPGZMLS5R	75x75	AGX45REVCGPGZMLS5R	37x75	AGB09REVCGPGZMLNLR	30x60
REVIVE CONCRETE CLOUD GREY	AGB75REVCCGYZMLS5R	75x75	AGX45REVCCGYZMLS5R	37x75	AGB09REVCCGYZMLNLR	30x60
REVIVE CONCRETE PITCH BLACK	AGB75REVCPBKZMLS5R	75x75	AGX45REVCPBKZMLS5R	37x75	AGB09REVCPBKZMLNLR	30x60
REVIVE CONCRETE SUMMER SAND	AGB75REVCSMSZMLS5R	75x75	AGX45REVCSMSZMLS5R	37x75	AGB09REVCSMSZMLNLR	30x60
REVIVE CONCRETE BLADE BEIGE	AGB75REVCBDBZMLS5R	75x75	AGX45REVCBDBZMLS5R	37x75	AGB09REVCBDBZMLNLR	30x60

Name	Code	Size(CM)	Name	Code	Size(CM)
REVIVE CONCRETE ACTIVE WHITE MOSAIC 5X5	AGM84REVCACWZMLNLR	30x30	REVIVE CONCRETE ACTIVE WHITE URBAN DECOR	AGD06REVCACWZMLNLR	60x60
REVIVE CONCRETE CONCRETE GREY MOSAIC 5X5	AGM84REVCCRGZMLNLR	30x30	REVIVE CONCRETE CONNCRETE URBAN DECOR	AGD06REVCCRGZMLNLR	60x60
REVIVE CONCRETE GRAPHITE GREY MOSAIC 5X5	AGM84REVCGPGZMLNLR	30x30	REVIVE CONCRETE GRAPHITE GREY URBAN DECOR	AGD06REVCGPGZMLNLR	60x60
REVIVE CONCRETE CLOUD GREY MOSAIC 5X5	AGM84REVCCGYZMLNLR	30x30	REVIVE CONCRETE SUMMER SAND URBAN DECOR	AGD06REVCSMSZMLNLR	60x60
REVIVE CONCRETE PITCH BLACK MOSAIC 5X5	AGM84REVCPBKZMLNLR	30x30			
REVIVE CONCRETE SUMMER SAND MOSAIC 5X5	AGM84REVCSMSZMLNLR	30x30			
REVIVE CONCRETE BLADE BEIGE MOSAIC 5X5	AGM84REVCBDBZMLNLR	30x30			
REVIVE CONCRETE MIX 1 MOSAIC 3X6	AGM85REVCMX1ZMLNLR	30x30			
REVIVE CONCRETE MIX 2 MOSAIC 3X6	AGM85REVCMX2ZMLNLR	30x30			

Name	Code (Front Sticking)	Size(CM)	Code (Bullnozed)	Size(CM)
REVIVE CONCRETE ACTIVE WHITE STEP	AGTREVCACW000272	30x120	AGTREVCACW000279	30x120
REVIVE CONCRETE CONCRETE GREY STEP	AGTREVCCRG000276	30x120	AGTREVCCRG000283	30x120
REVIVE CONCRETE GRAPHITE GREY STEP	AGTREVCGPG000271	30x120	AGTREVCGPG000278	30x120
REVIVE CONCRETE CLOUD GREY STEP	AGTREVCCGY000275	30x120	AGTREVCCGY000282	30x120
REVIVE CONCRETE PITCH BLACK STEP	AGTREVCPBK000274	30x120	AGTREVCPBK000281	30x120
REVIVE CONCRETE SUMMER SAND STEP	AGTREVCSMS000277	30x120	AGTREVCSMS000284	30x120
REVIVE CONCRETE BLADE BEIGE STEP	AGTREVCBDB000273	30x120	AGTREVCBDB000280	30x120

Name	Code	Size(CM)	Code	Size(CM)	Code	Size(CM)
REVIVE CONCRETE ACTIVE WHITE SKIRTING	AGSREVCACW000266	120x10	AGSREVCACW000265	75x8	AGSREVCACW000259	60x8
REVIVE CONCRETE CONCRETE GREY SKIRTING	AGSREVCCRG000270	120x10	AGSREVCCRG000269	75x8	AGSREVCCRG000263	60x8
REVIVE CONCRETE GRAPHITE GREY SKIRTING	AGSREVCGPG000265	120x10	AGSREVCGPG002021	75x8	AGSREVCGPG000258	60x8
REVIVE CONCRETE CLOUD GREY SKIRTING	AGSREVCCGY000269	120x10	AGSREVCCGY000268	75x8	AGSREVCCGY000262	60x8
REVIVE CONCRETE PITCH BLACK SKIRTING	AGSREVCPBK000268	120x10	AGSREVCPBK000267	75x8	AGSREVCPBK000261	60x8
REVIVE CONCRETE SUMMER SAND SKIRTING	AGSREVCSMS000271	120x10	AGSREVCSMS000270	75x8	AGSREVCSMS000264	60x8
REVIVE CONCRETE BLADE BEIGE SKIRTING	AGSREVCBDB000267	120x10	AGSREVCBDB000266	75x8	AGSREVCBDB000260	60x8

FLOOR: REVIVE CONCRETE GRAPHITE GREY
60X60 CM (20MM THICKNESS)

REVIVE CONCRETE

S N M

Name	Code	Size(CM)	Code	Size(CM)
REVIVE CONCRETE ACTIVE WHITE	AGB12REVCACWZMSS5R	60x120	AGB06REVCACWZMSNLR	60x60
REVIVE CONCRETE CONCRETE GREY	AGB12REVCCRGZMSS5R	60x120	AGB06REVCCRGZMSNLR	60x60
REVIVE CONCRETE GRAPHITE GREY	AGB12REVCGPGZMSS5R	60x120	AGB06REVCGPGZMSNLR	60x60
REVIVE CONCRETE CLOUD GREY	AGB12REVCCGYZMSS5R	60x120	AGB06REVCCGYZMSNLR	60x60
REVIVE CONCRETE PITCH BLACK	AGB12REVCPBKZMSS5R	60x120	AGB06REVCPBKZMSNLR	60x60
REVIVE CONCRETE SUMMER SAND	AGB12REVCSMSZMSS5R	60x120	AGB06REVCSMSZMSNLR	60x60
REVIVE CONCRETE BLADE BEIGE	AGB12REVCBDBZMSS5R	60x120	AGB06REVCBDBZMSNLR	60x60

Name	Code	Size(CM)	Code	Size(CM)	Code	Size(CM)
REVIVE CONCRETE ACTIVE WHITE	AGB75REVCACWZMSS5R	75x75	AGX45REVCACWZMSS5R	37x75	AGB09REVCACWZMSNLR	30x60
REVIVE CONCRETE CONCRETE GREY	AGB75REVCCRGZMSS5R	75x75	AGX45REVCCRGZMSS5R	37x75	AGB75REVCCRGZMSNLR	30x60
REVIVE CONCRETE GRAPHITE GREY	AGB75REVCGPGZMSS5R	75x75	AGX45REVCGPGZMSS5R	37x75	AGB09REVCGPGZMSNLR	30x60
REVIVE CONCRETE CLOUD GREY	AGB75REVCCGYZMSS5R	75x75	AGX45REVCCGYZMSS5R	37x75	AGB09REVCCGYZMSNLR	30x60
REVIVE CONCRETE PITCH BLACK	AGB75REVCPBKZMSS5R	75x75	AGX45REVCPBKZMSS5R	37x75	AGB09REVCPBKZMSNLR	30x60
REVIVE CONCRETE SUMMER SAND	AGB75REVCSMSZMSS5R	75x75	AGX45REVCSMSZMSS5R	37x75	AGB09REVCSMSZMSNLR	30x60
REVIVE CONCRETE BLADE BEIGE	AGB75REVCBDBZMSS5R	75x75	AGX45REVCBDBZMSS5R	37x75	AGB09REVCBDBZMSNLR	30x60

Name	Code	Size(CM)	Name	Code	Size(CM)
REVIVE CONCRETE ACTIVE WHITE MOSAIC 5X5	AGM84REVCACWZMSNLR	30x30	REVIVE CONCRETE ACTIVE WHITE URBAN DECOR	AGD06REVCACWZMSNLR	60x60
REVIVE CONCRETE CONCRETE GREY MOSAIC 5X5	AGM84REVCCRGZMSNLR	30x30	REVIVE CONCRETE CONNCRETE URBAN DECOR	AGD06REVCCRGZMSNLR	60x60
REVIVE CONCRETE GRAPHITE GREY MOSAIC 5X5	AGM84REVCGPGZMSNLR	30x30	REVIVE CONCRETE GRAPHITE GREY URBAN DECOR	AGD06REVCGPGZMSNLR	60x60
REVIVE CONCRETE CLOUD GREY MOSAIC 5X5	AGM84REVCCGYZMSNLR	30x30	REVIVE CONCRETE SUMMER SAND URBAN DECOR	AGD06REVCSMSZMSNLR	60x60
REVIVE CONCRETE PITCH BLACK MOSAIC 5X5	AGM84REVCPBKZMSNLR	30x30			
REVIVE CONCRETE SUMMER SAND MOSAIC 5X5	AGM84REVCSMSZMSNLR	30x30			
REVIVE CONCRETE BLADE BEIGE MOSAIC 5X5	AGM84REVCBDBZMSNLR	30x30			
REVIVE CONCRETE MIX 1 MOSAIC 3X6	AGM85REVCMX1ZMSNLR	30x30			
REVIVE CONCRETE MIX 2 MOSAIC 3X6	AGM85REVCMX2ZMSNLR	30x30			

Name	Code (Front Sticking)	Size(CM)	Code (Bullnozed)	Size(CM)
REVIVE CONCRETE ACTIVE WHITE STEP	AGTREVCACW001991	30x120	AGTREVCACW001998	30x120
REVIVE CONCRETE CONCRETE GREY STEP	AGTREVCCRG001992	30x120	AGTREVCCRG001999	30x120
REVIVE CONCRETE GRAPHITE GREY STEP	AGTREVCGPG001993	30x120	AGTREVCGPG002000	30x120
REVIVE CONCRETE CLOUD GREY STEP	AGTREVCCGY001994	30x120	AGTREVCCGY002001	30x120
REVIVE CONCRETE PITCH BLACK STEP	AGTREVCPBK001995	30x120	AGTREVCPBK002002	30x120
REVIVE CONCRETE SUMMER SAND STEP	AGTREVCSMS001996	30x120	AGTREVCSMS002003	30x120
REVIVE CONCRETE BLADE BEIGE STEP	AGTREVCBDB001997	30x120	AGTREVCBDB002004	30x120

Name	Code	Size(CM)	Code	Size(CM)	Code	Size(CM)
REVIVE CONCRETE ACTIVE WHITE SKIRTING	AGSREVCACW001965	120x10	AGSREVCACW001958	75x8	AGSREVCACW001952	60x8
REVIVE CONCRETE CONCRETE GREY SKIRTING	AGSREVCCRG001969	120x10	AGSREVCCRG001962	75x8	AGSREVCCRG001956	60x8
REVIVE CONCRETE GRAPHITE GREY SKIRTING	AGSREVCGPG001964	120x10	AGSREVCGPG002019	75x8	AGSREVCGPG001951	60x8
REVIVE CONCRETE CLOUD GREY SKIRTING	AGSREVCCGY001968	120x10	AGSREVCCGY001961	75x8	AGSREVCCGY001955	60x8
REVIVE CONCRETE PITCH BLACK SKIRTING	AGSREVCPBK001967	120x10	AGSREVCPBK001960	75x8	AGSREVCPBK001954	60x8
REVIVE CONCRETE SUMMER SAND SKIRTING	AGSREVCSMS001970	120x10	AGSREVCSMS001963	75x8	AGSREVCSMS001957	60x8
REVIVE CONCRETE BLADE BEIGE SKIRTING	AGSREVCBDB001966	120x10	AGSREVCBDB001959	75x8	AGSREVCBDB001953	60x8

LS L M

Name	Code	Size(CM)	Code	Size(CM)
REVIVE CONCRETE ACTIVE WHITE	AGB12REVCACWZMLS5L	60x120	AGB06REVCACWZMLNLL	60x60
REVIVE CONCRETE CONCRETE GREY	AGB12REVCCRGZMLS5L	60x120	AGB06REVCCRGZMLNLL	60x60
REVIVE CONCRETE GRAPHITE GREY	AGB12REVCGPGZMLS5L	60x120	AGB06REVCGPGZMLNLL	60x60
REVIVE CONCRETE CLOUD GREY	AGB12REVCCGYZMLS5L	60x120	AGB06REVCCGYZMLNLL	60x60
REVIVE CONCRETE PITCH BLACK	AGB12REVCPBKZMLS5L	60x120	AGB06REVCPBKZMLNLL	60x60
REVIVE CONCRETE SUMMER SAND	AGB12REVCSMSZMLS5L	60x120	AGB06REVCSMSZMLNLL	60x60
REVIVE CONCRETE BLADE BEIGE	AGB12REVCBDBZMLS5L	60x120	AGB06REVCBDBZMLNLL	60x60

Name	Code	Size(CM)	Code	Size(CM)	Code	Size(CM)
REVIVE CONCRETE ACTIVE WHITE	AGB75REVCACWZMLS5L	75x75	AGX45REVCACWZMLS5L	37x75	AGB09REVCACWZMLNLL	30x60
REVIVE CONCRETE CONCRETE GREY	AGB75REVCCRGZMLS5L	75x75	AGX45REVCCRGZMLS5L	37x75	AGB09REVCCRGZMLNLL	30x60
REVIVE CONCRETE GRAPHITE GREY	AGB75REVCGPGZMLS5L	75x75	AGX45REVCGPGZMLS5L	37x75	AGB09REVCGPGZMLNLL	30x60
REVIVE CONCRETE CLOUD GREY	AGB75REVCCGYZMLS5L	75x75	AGX45REVCCGYZMLS5L	37x75	AGB09REVCCGYZMLNLL	30x60
REVIVE CONCRETE PITCH BLACK	AGB75REVCPBKZMLS5L	75x75	AGX45REVCPBKZMLS5L	37x75	AGB09REVCPBKZMLNLL	30x60
REVIVE CONCRETE SUMMER SAND	AGB75REVCSMSZMLS5L	75x75	AGX45REVCSMSZMLS5L	37x75	AGB09REVCSMSZMLNLL	30x60
REVIVE CONCRETE BLADE BEIGE	AGB75REVCBDBZMLS5L	75x75	AGX45REVCBDBZMLS5L	37x75	AGB09REVCBDBZMLNLL	30x60

Name	Code	Size(CM)	Name	Code	Size(CM)
REVIVE CONCRETE ACTIVE WHITE MOSAIC 5X5	AGM84REVCACWZMLNLV	30x30	REVIVE CONCRETE ACTIVE WHITE URBAN DECOR	AGD06REVCACWZMLNLL	60x60
REVIVE CONCRETE CONCRETE GREY MOSAIC 5X5	AGM84REVCCRGZMLNLV	30x30	REVIVE CONCRETE CONNCRETE URBAN DECOR	AGD06REVCCRGZMLNLL	60x60
REVIVE CONCRETE GRAPHITE GREY MOSAIC 5X5	AGM84REVCGPGZMLNLV	30x30	REVIVE CONCRETE GRAPHITE GREY URBAN DECOR	AGD06REVCGPGZMLNLL	60x60
REVIVE CONCRETE CLOUD GREY MOSAIC 5X5	AGM84REVCCGYZMLNLV	30x30	REVIVE CONCRETE SUMMER SAND URBAN DECOR	AGD06REVCSMSZMLNLL	60x60
REVIVE CONCRETE PITCH BLACK MOSAIC 5X5	AGM84REVCPBKZMLNLV	30x30			
REVIVE CONCRETE SUMMER SAND MOSAIC 5X5	AGM84REVCSMSZMLNLV	30x30			
REVIVE CONCRETE BLADE BEIGE MOSAIC 5X5	AGM84REVCBDBZMLNLV	30x30			
REVIVE CONCRETE MIX 1 MOSAIC 3X6	AGM85REVCMX1ZMLNLV	30x30			
REVIVE CONCRETE MIX 2 MOSAIC 3X6	AGM85REVCMX2ZMLNLV	30x30			

Name	Code (Front Sticking)	Size(CM)	Code (Bullnozed)	Size(CM)
REVIVE CONCRETE ACTIVE WHITE STEP	AGTREVCACW002005	30x120	AGTREVCACW002012	30x120
REVIVE CONCRETE CONCRETE GREY STEP	AGTREVCCRG002006	30x120	AGTREVCCRG002013	30x120
REVIVE CONCRETE GRAPHITE GREY STEP	AGTREVCGPG002007	30x120	AGTREVCGPG002014	30x120
REVIVE CONCRETE CLOUD GREY STEP	AGTREVCCGY002008	30x120	AGTREVCCGY002015	30x120
REVIVE CONCRETE PITCH BLACK STEP	AGTREVCPBK002009	30x120	AGTREVCPBK002016	30x120
REVIVE CONCRETE SUMMER SAND STEP	AGTREVCSMS002010	30x120	AGTREVCSMS002017	30x120
REVIVE CONCRETE BLADE BEIGE STEP	AGTREVCBDB002011	30x120	AGTREVCBDB002018	30x120

Name	Code	Size(CM)	Code	Size(CM)	Code	Size(CM)
REVIVE CONCRETE ACTIVE WHITE SKIRTING	AGSREVCACW001985	120x10	AGSREVCACW001978	75x8	AGSREVCACW001972	60x8
REVIVE CONCRETE CONCRETE GREY SKIRTING	AGSREVCCRG001989	120x10	AGSREVCCRG001982	75x8	AGSREVCCRG001976	60x8
REVIVE CONCRETE GRAPHITE GREY SKIRTING	AGSREVCGPG001984	120x10	AGSREVCGPG002020	75x8	AGSREVCGPG001971	60x8
REVIVE CONCRETE CLOUD GREY SKIRTING	AGSREVCCGY001988	120x10	AGSREVCCGY001981	75x8	AGSREVCCGY001975	60x8
REVIVE CONCRETE PITCH BLACK SKIRTING	AGSREVCPBK001987	120x10	AGSREVCPBK001980	75x8	AGSREVCPBK001974	60x8
REVIVE CONCRETE SUMMER SAND SKIRTING	AGSREVCSMS001990	120x10	AGSREVCSMS001983	75x8	AGSREVCSMS001977	60x8
REVIVE CONCRETE BLADE BEIGE SKIRTING	AGSREVCBDB001986	120x10	AGSREVCBDB001979	75x8	AGSREVCBDB001973	60x8

FLOOR: M-PROJECT STUCCO DARK GREY 60X120 CM

M-PROJECT STUCCO

WALL: M-PROJECT STUCCO GREY 60X120 CM,
M-PROJECT WOOD LIGHT GREY 19.5X120 CM,
M-PROJECT WOOD GREY 19.5X120 CM,
M-PROJECT WOOD DARK GREY 19.5X120 CM
FLOOR: M-PROJECT STUCCO DARK GREY
60X120 CM

WALL: M-PROJECT STUCCO BEIGE 60X120 CM
FLOOR: M-PROJECT STUCCO DARK BROWN 60X120 CM

M-PROJECT STUCCO

PT LS N M



60x120 cm
23.62”x47.24”

Step
30x120 cm
11.81”x47.24”



Skirting
120x10 cm
47.24”x3.93”

Name	Code	Size(CM)
M-PROJECT STUCCO LIGHT GREY	AGB12MPJSLIGZMLS5R	60x120
M-PROJECT STUCCO GREY	AGB12MPJSGRYZMLS5R	60x120
M-PROJECT STUCCO DARK GREY	AGB12MPJSDKGZMLS5R	60x120
M-PROJECT STUCCO BEIGE	AGB12MPJSBEEZMLS5R	60x120
M-PROJECT STUCCO BROWN	AGB12MPJSBRNZMLS5R	60x120
M-PROJECT STUCCO DARK BROWN	AGB12MPJSDBWZMLS5R	60x120

Name	Code	Size(CM)	Name	Code	Size(CM)
M-PROJECT STUCCO LIGHT GREY STEP	AGTMPJSLIG000099	30x120	M-PROJECT STUCCO LIGHT GREY SKIRTING	AGSMPJSLIG000117	120x10
M-PROJECT STUCCO GREY STEP	AGTMPJSGRY000100	30x120	M-PROJECT STUCCO GREY SKIRTING	AGSMPJSGRY000118	120x10
M-PROJECT STUCCO DARK GREY STEP	AGTMPJSDKG000101	30x120	M-PROJECT STUCCO DARK GREY SKIRTING	AGSMPJSDKG000119	120x10
M-PROJECT STUCCO BEIGE STEP	AGTMPJSBEE000096	30x120	M-PROJECT STUCCO BEIGE SKIRTING	AGSMPJSBEE000114	120x10
M-PROJECT STUCCO BROWN STEP	AGTMPJSBRN000097	30x120	M-PROJECT STUCCO BROWN SKIRTING	AGSMPJSBRN000115	120x10
M-PROJECT STUCCO DARK BROWN STEP	AGTMPJSDBW000098	30x120	M-PROJECT STUCCO DARK BROWN SKIRTING	AGSMPJSDBW000116	120x10

PACKAGING | IMBALLI | EMBALLAGES | VERPAKUNGEN | УПАКОВКА

Sizes (cm)	Thickness (mm)	Pz X	M² X	Kg X	X Eu. Pallet	M² X Eu. Pallet	kg X Eu. Pallet
60X120	9	2	1.44	30.00	30	43.20	921.00
STEP 30X120	9	2	0.72	20	-	-	-
SKIRTING 120X10	9	12	1.44	34.8	33	47.52	1,148.4

M-PROJECT STUCCO LIGHT GREY

M-PROJECT STUCCO BEIGE

M-PROJECT STUCCO GREY



M-PROJECT STUCCO BROWN

M-PROJECT STUCCO DARK GREY

M-PROJECT STUCCO DARK BROWN

WALL: M-PROJECT SPATOLATO BROWN 60X120 CM

M-PROJECT SPATOLATO

WALL: M-PROJECT SPATOLATO LIGHT GREY 60X120 CM, M-PROJECT SPATOLATO BEIGE 60X120 CM, M-PROJECT SPATOLATO BROWN 60X120 CM, M-PROJECT SPATOLATO DARK BROWN 60X120 CM, M-PROJECT WOOD DARK BROWN 19.5X120 CM.
FLOOR: M-PROJECT SPATOLATO LIGHT GREY 60X120 CM, M-PROJECT SPATOLATO GREY 60X120 CM

WALL: M-PROJECT SPATOLATO GREY 60X120 CM
FLOOR: M-PROJECT SPATOLATO DARK BROWN 60X120 CM

M-PROJECT SPATOLATO

PT LS N M

60x120 cm
23.62”x47.24”

19.5x120 cm
7.67”x47.24”

Step
30x120 cm
11.81”x47.24”

* Skirting
120x10 cm
47.24”x3.93”

* M-Project stucco skirting

Name	Code	Size(CM)	Code	Size(CM)
M-PROJECT SPATOLATO LIGHT GREY	AGB12MPJPLIGZMLS5R	60x120	AGX2HMPJPLIGZMLS5R	19.5x120
M-PROJECT SPATOLATO GREY	AGB12MPJPGRYZMLS5R	60x120	AGX2HMPJPGRYZMLS5R	19.5x120
M-PROJECT SPATOLATO DARK GREY	AGB12MPJPDKGZMLS5R	60x120	AGX2HMPJPDKGZMLS5R	19.5x120
M-PROJECT SPATOLATO BEIGE	AGB12MPJPBEEZMLS5R	60x120	AGX2HMPJPBEEZMLS5R	19.5x120
M-PROJECT SPATOLATO BROWN	AGB12MPJPBRNZMLS5R	60x120	AGX2HMPJPBRNZMLS5R	19.5x120
M-PROJECT SPATOLATO DARK BROWN	AGB12MPJPDBWZMLS5R	60x120	AGX2HMPJPDBWZMLS5R	19.5x120

Name	Code	Size(CM)	Name	Code	Size(CM)
M-PROJECT SPATOLATO LIGHT GREY STEP	AGTMPJPLIG000105	30x120	M-PROJECT STUCCO LIGHT GREY SKIRTING	AGSMPJSLIG000117	120x10
M-PROJECT SPATOLATO GREY STEP	AGTMPJPGRY000106	30x120	M-PROJECT STUCCO GREY SKIRTING	AGSMPJSGRY000118	120x10
M-PROJECT SPATOLATO DARK GREY STEP	AGTMPJPDKG000107	30x120	M-PROJECT STUCCO DARK GREY SKIRTING	AGSMPJSDKG000119	120x10
M-PROJECT SPATOLATO BEIGE STEP	AGTMPJPBEE000102	30x120	M-PROJECT STUCCO BEIGE SKIRTING	AGSMPJSBEE000114	120x10
M-PROJECT SPATOLATO BROWN STEP	AGTMPJPBRN000103	30x120	M-PROJECT STUCCO BROWN SKIRTING	AGSMPJSBRN000115	120x10
M-PROJECT SPATOLATO DARK BROWN STEP	AGTMPJPDBW000104	30x120	M-PROJECT STUCCO DARK BROWN SKIRTING	AGSMPJSDBW000116	120x10

PACKAGING | IMBALLI | EMBALLAGES | VERPAKUNGEN | УПАКОВКА

Sizes (cm)	Thickness (mm)	Pz X	M² X	Kg X	X Eu. Pallet	M² X Eu. Pallet	kg X Eu. Pallet
60X120	9	2	1.44	30.00	30	43.20	921.00
19.50X120	9	5	1.17	25.00	36	42.12	921.00
STEP 30X120	9	2	0.72	20	-	-	-
SKIRTING 120X10	9	12	1.44	34.8	33	47.52	1,148.4

M-PROJECT SPATOLATO LIGHT GREY

M-PROJECT SPATOLATO BEIGE

M-PROJECT SPATOLATO GREY

M-PROJECT SPATOLATO BROWN

M-PROJECT SPATOLATO DARK GREY

M-PROJECT SPATOLATO DARK BROWN

WALL: M-PROJECT WOOD BEIGE 19.5X120 CM,
M-PROJECT STUCCO BEIGE 60X120 CM

M-PROJECT WOOD

WALL: M-PROJECT WOOD BEIGE 19.5X120CM,
M-PROJECT STUCCO BEIGE 60X120 CM
FLOOR: M-PROJECT WOOD BEIGE 19.5X120CM

FLOOR: M-PROJECT WOOD LIGHT GREY
19.5X120CM

M-PROJECT WOOD

PT LS N M

19.5x120 cm
7.67”x47.24”

Skirting
120x10 cm
47.24”x3.93”

Name	Code	Size(CM)	Name	Code	Size(CM)
M-PROJECT WOOD LIGHT GREY	AGX2HMPJWLIGZMLS5R	19.5x120	M-PROJECT WOOD LIGHT GREY SKIRTING	AGSMPJWLIG000093	120x10
M-PROJECT WOOD GREY	AGX2HMPJWGRYZMLS5R	19.5x120	M-PROJECT WOOD GREY SKIRTING	AGSMPJWGRY000094	120x10
M-PROJECT WOOD DARK GREY	AGX2HMPJWDKGZMLS5R	19.5x120	M-PROJECT WOOD DARK GREY SKIRTING	AGSMPJWDKG000095	120x10
M-PROJECT WOOD BEIGE	AGX2HMPJWBEEZMLS5R	19.5x120	M-PROJECT WOOD BEIGE SKIRTING	AGSMPJWBEE000090	120x10
M-PROJECT WOOD BROWN	AGX2HMPJWBRNZMLS5R	19.5x120	M-PROJECT WOOD BROWN SKIRTING	AGSMPJWBRN000091	120x10
M-PROJECT WOOD DARK BROWN	AGX2HMPJWDBWZMLS5R	19.5x120	M-PROJECT WOOD DARK BROWN SKIRTING	AGSMPJWDBW000092	120x10

PACKAGING | IMBALLI | EMBALLAGES | VERPAKUNGEN | УПАКОВКА

Sizes (cm)	Thickness (mm)	Pz X	M² X	Kg X	X Eu. Pallet	M² X Eu. Pallet	kg X Eu. Pallet
19.50X120	9	5	1.17	25.00	36	42.12	921.00
SKIRTING 120X10	9	12	1.44	34.8	33	47.52	1,148.4

M-PROJECT WOOD LIGHT GREY

M-PROJECT WOOD GREY

M-PROJECT WOOD DARK GREY

M-PROJECT WOOD BEIGE

M-PROJECT WOOD BROWN

M-PROJECT WOOD DARK BROWN

SIGNATURE
COLLECTION

STONE & METAL



FLOOR: CORAL STONE BEIGE 60X60 CM

CORAL STONE

FLOOR: CORAL STONE BEIGE 60X60 CM

WALL: CORAL STONE LIGHT GREY 60X60 CM,
CORAL STONE DARK GREY 60X60 CM.
FLOOR: CORAL STONE BEIGE 60X60 CM

CORAL STONE

PT LS N M

60x120 cm
23.62”x47.24”

60x60 cm
23.62”x23.62”

60x60 cm
23.62”x23.62”

20 mm Thickness

KLIMA
INNOVATION AND SUSTAINABILITY

Klima is a new generation ceramic that, thanks to special materials, is able to absorb and repel heat according to individual needs. Suitable for both indoor and outdoor applications, for flooring or external walls, to achieve maximum comfort with minimum energy impact.

COLD WARM ENERGY SAVING

Name	Code	Size(CM)	Code	Size(CM)	Code	Size(CM)
CORAL STONE LIGHT GREY	A12GCLNA-LGY.A6X5R	60x120	A06GCLNA-LGY.A6X0R	60x60	A06GCLNA-LGY.A6X7R	60x60
CORAL STONE GREY	A12GCLNA-GRY.A6X5R	60x120	A06GCLNA-GRY.A6X0R	60x60	A06GCLNA-GRY.A6X7R	60x60
CORAL STONE IVORY	A12GCLNA-IVO.A6X5R	60x120	A06GCLNA-IVO.A6X0R	60x60	A06GCLNA-IVO.A6X7R	60x60
CORAL STONE BEIGE	A12GCLNA-BEE.A6X5R	60x120	A06GCLNA-BEE.A6X0R	60x60	A06GCLNA-BEE.A6X7R	60x60

PACKAGING | IMBALLI | EMBALLAGES | VERPAKUNGEN | УПАКОВКА

Sizes (cm)	Thickness (mm)	Pz X	M² X	Kg X	X Eu. Pallet	M² X Eu. Pallet	kg X Eu. Pallet
60x120	9	2	1.44	30.00	30	43.20	921.00
60x60	9	4	1.44	30.00	30	43.20	921.00
60x60	20	2	0.72	32.00	30	21.60	1000.00

CORAL STONE LIGHT GREY

CORAL STONE GREY

CORAL STONE IVORY

CORAL STONE BEIGE

FLAG STONE

WALL: FLAG STONE LIGHT GREY 60X120 CM
FLOOR: FLAG STONE LIGHT GREY 60X120 CM

WALL: FLAG STONE LIGHT SAND 60X120 CM
FLOOR: FLAG STONE SAND 60X120 CM

FLAG STONE

PT LS N M

75x75 cm
29.52”x29.52”

60x120 cm
23.62”x47.24”

60x60 cm
23.62”x23.62”

Mosaic
30x30 cm
11.81”x11.81”

Mosaic
30x40 cm
11.81”x15.74”

Mosaic
30x45 cm
11.81”x17.71”

Mosaic
30x60 cm
11.81”x23.62”

Step
30x60 cm
11.81”x23.62”

Step
30x120 cm
11.81”x47.24”

Riser
5x120 cm
1.96”x47.24”

Skirting
75x8 cm
29.52”x3.14”

Skirting
60x8 cm
23.62”x3.74”

KLIMA
INNOVATION AND SUSTAINABILITY

Klima is a new generation ceramic that, thanks to special materials, is able to absorb and repel heat according to individual needs. Suitable for both indoor and outdoor applications, for flooring or external walls, to achieve maximum comfort with minimum energy impact.

COLD WARM ENERGY SAVING

FLAG STONE WHITE

FLAG STONE LIGHT GREY

FLAG STONE GRAPHITE GREY

FLAG STONE LIGHT SAND

FLAG STONE SAND

FLAG STONE

PT LS N M

FLAG STONE MOSAIC*

30X30 CM / 11.81”X11.81”

FLAG STONE MOSAIC*



30X40 CM / 11.81”X15.74”

FLAG STONE MOSAIC*

30X45 CM / 11.81”X11.81”

FLAG STONE MOSAIC*

30X45 CM / 11.81”X17.71”

***Available in all colours |** Disponibile in tutti i colori | Disponible dans toutes les couleurs | In allen Farben erhältlich | Disponible en todos los colores | Доступно во всех цветах

PACKAGING | IMBALLI | EMBALLAGES | VERPAKUNGEN | УПАКОВКА

Sizes (cm)	Thickness (mm)	Pz X	M² X	Kg X	RM X	X Sq. Pallet	M² X Sq. Pallet	kg X Sq. Pallet	X Eu. Pallet	M² X Eu. Pallet	kg X Eu. Pallet
75x75	9	2	1.12	24.00	-	-	-	-	44	49.28	1077.00
60x120	9	2	1.44	30.00	-	-	-	-	30	43.20	921.00
60x60	9	4	1.44	30.00	-	-	-	-	30	43.20	921.00
MOSAIC 30x30	9	10	-	14.00	-	-	-	-	48	-	672.00
MOSAIC 30x40	9	8	-	13.00	-	-	-	-	48	-	624.00
MOSAIC 30x45	9	6	-	15.00	-	-	-	-	30	-	450.00
MOSAIC 30X60	9	6	-	17.00	-	-	-	-	30	-	510.00
STEPS 30x120	9	2	0.72	20.00	-	-	-	-	-	-	-
STEPS 30x60	9	6	-	18.00	-	-	-	-	48	-	900.00
SKIRTING 75x8	9	10	-	14.40	7.5	-	-	-	66	-	950.40
SKIRTING 60x8	9	18	-	19.00	-	80	-	1520.00	-	-	-

Name	Code	Size(CM)	Code	Size(CM)	Code	Size(CM)
FLAG STONE WHITE	A12GFGSN-WHE.M6X5R	60X120	A06GFGSN-WHE.M6X0R	60X60	A75GFGSN-WHE.M6X5R	75X75
FLAG STONE LIGHT GREY	A12GFGSN-LIG.M6X5R	60X120	A06GFGSN-LIG.M6X0R	60X60	A75GFGSN-LIG.M6X5R	75X75
FLAG STONE GRAPHITE GREY	A12GFGSN-GPG.M6X5R	60X120	A06GFGSN-GPG.M6X0R	60X60	A75GFGSN-GPG.M6X5R	75X75
FLAG STONE LIGHT SAND	A12GFGSN-LHS.M6X5R	60X120	A06GFGSN-LHS.M6X0R	60X60	A75GFGSN-LHS.M6X5R	75X75
FLAG STONE SAND	A12GFGSN-SND.M6X5R	60X120	A06GFGSN-SND.M6X0R	60X60	A75GFGSN-SND.M6X5R	75X75

Name	Code	Size(CM)	Name	Code	Size(CM)
FLAG STONE WHITE MOSAIC 30X30	AGMZZFGSNWHE008620	30X30	FLAG STONE WHITE MOSAIC 30X40	AGMZZFGSNWHE008552	30X40
FLAG STONE LIGHT GREY MOSAIC 30X30	AGMZZFGSNLIG008617	30X30	FLAG STONE LIGHT GREY MOSAIC 30X40	AGMZZFGSNLIG008549	30X40
FLAG STONE GRAPHITE GREY MOSAIC 30X30	AGMZZFGSNGPG008616	30X30	FLAG STONE GRAPHITE GREY MOSAIC 30X40	AGMZZFGSNGPG008548	30X40
FLAG STONE LIGHT SAND MOSAIC 30X30	AGMZZFGSNLHS008618	30X30	FLAG STONE LIGHT SAND MOSAIC 30X40	AGMZZFGSNLHS008550	30X40
FLAG STONE SAND MOSAIC 30X30	AGMZZFGSNSND008619	30X30	FLAG STONE SAND MOSAIC 30X40	AGMZZFGSNSND008551	30X40
FLAG STONE WHITE MOSAIC 30X45	AGMZZFGSNWHE008444	30X45	FLAG STONE WHITE MOSAIC 30X60	AGMZZFGSNWHE008165	30X60
FLAG STONE LIGHT GREY MOSAIC 30X45	AGMZZFGSNLIG008441	30X45	FLAG STONE LIGHT GREY MOSAIC 30X60	AGMZZFGSNLIG008162	30X60
FLAG STONE GRAPHITE GREY MOSAIC 30X45	AGMZZFGSNGPG008440	30X45	FLAG STONE GRAPHITE GREY MOSAIC 30X60	AGMZZFGSNGPG008161	30X60
FLAG STONE LIGHT SAND MOSAIC 30X45	AGMZZFGSNLHS008442	30X45	FLAG STONE LIGHT SAND MOSAIC 30X60	AGMZZFGSNLHS008163	30X60
FLAG STONE SAND MOSAIC 30X45	AGMZZFGSNSND008443	30X45	FLAG STONE SAND MOSAIC 30X60	AGMZZFGSNSND008164	30X60
FLAG STONE WHITE SKIRTING	AGSZZFGSNWHE015074	75X8	FLAG STONE WHITE SKIRTING	AGSZZFGSNWHE009721	60X8
FLAG STONE LIGHT GREY SKIRTING	AGSZZFGSNLIG015071	75X8	FLAG STONE LIGHT GREY SKIRTING	AGSZZFGSNLHS009719	60X8
FLAG STONE GRAPHITE GREY SKIRTING	AGSZZFGSNGPG015070	75X8	FLAG STONE GRAPHITE GREY SKIRTING	AGSZZFGSNGPG009717	60X8
FLAG STONE LIGHT SAND SKIRTING	AGSZZFGSNLHS015072	75X8	FLAG STONE LIGHT SAND SKIRTING	AGSZZFGSNLIG009718	60X8
FLAG STONE SAND SKIRTING	AGSZZFGSNSND015073	75X8	FLAG STONE SAND SKIRTING	AGSZZFGSNSND009720	60X8
FLAG STONE WHITE STEP	AGTZZFGSNWHE009417	30X120	FLAG STONE WHITE STEP	AGTZZFGSNWHE017821	30X60
FLAG STONE LIGHT GREY STEP	AGTZZFGSNLIG009415	30X120	FLAG STONE LIGHT GREY STEP	AGTZZFGSNLIG017818	30X60
FLAG STONE GRAPHITE GREY STEP	AGTZZFGSNGPG009413	30X120	FLAG STONE GRAPHITE GREY STEP	AGMZZFGSNGPG017817	30X60
FLAG STONE LIGHT SAND STEP	AGTZZFGSNLHS009414	30X120	FLAG STONE LIGHT SAND STEP	AGTZZFGSNLHS017819	30X60
FLAG STONE SAND STEP	AGTZZFGSNSND009416	30X120	FLAG STONE SAND STEP	AGTZZFGSNSND017820	30X60
FLAG STONE WHITE RISER	AGRZZFGSNWHE009422	5X120			
FLAG STONE LIGHT GREY RISER	AGRZZFGSNLIG009420	5X120			
FLAG STONE GRAPHITE GREY RISER	AGRZZFGSNGPG009418	5X120			
FLAG STONE LIGHT SAND RISER	AGRZZFGSNLHS009419	5X120			
FLAG STONE SAND RISER	AGRZZFGSNSND009421	5X120			



QUARZITE

WALL: QUARZITE GREY 30X60 CM
FLOOR: QUARZITE GREY 60X120 CM

QUARZITE

PT HS N M

60x120 cm
23.62”x47.24”

30x60 cm
11.81”x23.62”

Mosaic
30x30 cm
11.81”x11.81”

Mosaic
30x40 cm
11.81”x15.74”

Mosaic
30x45 cm
11.81”x17.71”

Mosaic
30x60 cm
11.81”x23.62”

Step
30x60 cm
11.81”x23.62”

Step
30x120 cm
11.81”x47.24”

Riser
5x120 cm
1.96”x47.24”

Skirting
60x8 cm
23.62”x3.74”

KLIMA
INNOVATION AND SUSTAINABILITY

Klima is a new generation ceramic that, thanks to special materials, is able to absorb and repel heat according to individual needs. Suitable for both indoor and outdoor applications, for flooring or external walls, to achieve maximum comfort with minimum energy impact.

COLD WARM ENERGY SAVING

QUARZITE GREY

QUARZITE BEIGE

QUARZITE

PT HS N M

QUARZITE MOSAIC*

30X30 CM / 11.81”X11.81”

QUARZITE MOSAIC*

30X40 CM / 11.81”X15.74”

QUARZITE MOSAIC*

30X45 CM / 11.81”X11.81”

QUARZITE MOSAIC*

30X45 CM / 11.81”X17.71”

***Available in all colours |** Disponibile in tutti i colori | Disponible dans toutes les couleurs | In allen Farben erhältlich | Disponible en todos los colores | Доступно во всех цветах

PACKAGING | IMBALLI | EMBALLAGES | VERPAKUNGEN | УПАКОВКА

Sizes (cm)	Thickness (mm)	Pz X	M² X	Kg X	RM X	X Sq. Pallet	M² X Sq. Pallet	kg X Sq. Pallet	X Eu. Pallet	M² X Eu. Pallet	kg X Eu. Pallet
60x120	9	2	1.44	30.00	-	-	-	-	30	43.20	921.00
30x60	9	6	1.08	23.00	-	-	-	-	48	51.84	1125.00
MOSAIC 30x30	9	10	-	14.00	-	-	-	-	48	-	672.00
MOSAIC 30x40	9	8	-	13.00	-	-	-	-	48	-	624.00
MOSAIC 30x45	9	6	-	15.00	-	-	-	-	30	-	450.00
MOSAIC 30X60	9	6	-	17.00	-	-	-	-	30	-	510.00
STEPS 30x120	9	2	0.72	20.00	-	-	-	-	-	-	-
STEPS 30x60	9	6	-	18.00	-	-	-	-	48	-	900.00
SKIRTING 60x8	9	18	-	19.00	-	80	-	1520.00	-	-	-

Name	Code	Size(CM)	Code	Size(CM)
QUARZITE GREY	A12GQZTS-GRY.A6X5R	60X120	A09GQZTS-GRY.M6X0R	30X60
QUARZITE BEIGE	A12GQZTS-BEE.A6X5R	60X120	A09GQZTS-BEE.M6X0R	30X60

Name	Code	Size(CM)	Name	Code	Size(CM)
QUARZITE GREY MOSAIC 30X30	AGMZZQZTSLIG015623	30X30	QUARZITE GREY MOSAIC 30X40	AGMZZQZTSLIG015624	30X40
QUARZITE BEIGE MOSAIC 30X30	AGMZZQZTSBEE015621	30X30	QUARZITE BEIGE MOSAIC 30X40	AGMZZQZTSBEE015620	30X40
QUARZITE GREY MOSAIC 30X45	AGMZZQZTSLIG015625	30X45	QUARZITE GREY MOSAIC 30X60	AGMZZQZTSLIG015626	30X60
QUARZITE BEIGE MOSAIC 30X45	AGMZZQZTSBEE015622	30X45	QUARZITE BEIGE MOSAIC 30X60	AGMZZQZTSBEE015627	30X60
QUARZITE GREY STEP	AGTZZQZTSGRY016992	30X120	QUARZITE GREY STEP	AGTZZQZTSGRY015064	30X60
QUARZITE BEIGE STEP	AGTZZQZTSBEE016991	30X120	QUARZITE BEIGE STEP	AGTZZQZTSBEE015063	30X60
QUARZITE GREY RISER	AGRZZQZTSGRY016994	5X120	QUARZITE GREY SKIRTING	AGSZZQZTSGRY016710	60X8
QUARZITE BEIGE RISER	AGRZZQZTSBEE016993	5X120	QUARZITE BEIGE SKIRTING	AGSZZQZTSBEE016709	60X8

FLOOR: SALENTO BROWN 60X60 CM

SALENTO

FLOOR: SALENTO BROWN 60X60 CM

SALENTO

PT LS N M

60x120 cm
23.62”x47.24”

60x60 cm
23.62”x23.62”

60x60 cm
23.62”x23.62”

20 mm Thickness

KLIMA
INNOVATION AND SUSTAINABILITY

Klima is a new generation ceramic that, thanks to special materials, is able to absorb and repel heat according to individual needs. Suitable for both indoor and outdoor applications, for flooring or external walls, to achieve maximum comfort with minimum energy impact.

COLD WARM ENERGY SAVING

Name	Code	Size(CM)	Code	Size(CM)	Code	Size(CM)
SALENTO BEIGE	A12GSLTO-BEE.A6X5R	60x120	A06GSLTO-BEE.A6X0R	60x60	A06GSLTO-BEE.A6X7R	60x60
SALENTO BROWN	A12GSLTO-BRN.A6X5R	60x120	A06GSLTO-BRN.A6X0R	60x60	A06GSLTO-BRN.A6X7R	60x60
SALENTO GREY	A12GSLTO-GRY.A6X5R	60x120	A06GSLTO-GRY.A6X0R	60x60	A06GSLTO-GRY.A6X7R	60x60

PACKAGING | IMBALLI | EMBALLAGES | VERPAKUNGEN | УПАКОВКА

Sizes (cm)	Thickness (mm)	Pz X	M² X	Kg X	X Eu. Pallet	M² X Eu. Pallet	kg X Eu. Pallet
60x120	9	2	1.44	30.00	30	43.20	921.00
60x60	9	4	1.44	30.00	30	43.20	921.00
60x60	20	2	0.72	32.00	30	21.60	1000.00

SALENTO BEIGE

SALENTO BROWN

SALENTO GREY

FLOOR: MAREMMA DARK BROWN 75X75 CM

MAREMMA

FLOOR: MAREMMA DARK BROWN 75X75 CM

WALL: MAREMMA GREY MOSAIC 29.5X29.5 CM
FLOOR: MAREMMA GREY 75X75 CM

MAREMMA

PT LS N M

75x75 cm
29.52”x29.52”

60x120 cm
23.62”x47.24”

60x60 cm
23.62”x23.62”

19.7X19.7 cm
7.75”x7.75”

9.7X9.7 cm
3.82”x3.82”

Step
30x120 cm
11.81”x47.24”

Riser
5x120 cm
1.96”x47.24”

Skirting
75x8 cm
29.52”x3.14”

Skirting
60x8 cm
23.62”x3.74”

***Available in all colours |** Disponibile in tutti i colori | Disponible dans toutes les couleurs | In allen Farben erhältlich | Disponible en todos los colores | Доступно во всех цветах

MAREMMA STEEL

MAREMMA *
MOSAIC 25.5X29.5

MAREMMA *
MOSAIC 30X30

MAREMMA GREY

MAREMMA SAND

MAREMMA DARK BROWN

MAREMMA COPPER

MAREMMA ORANGE

MAREMMA COTTO

MAREMMA

PT | LS | N | M

Name	Code	Size(CM)	Code	Size(CM)	Code	Size(CM)	Code	Size(CM)
MAREMMA STEEL	AGB12MRMASTEZMLS5R	60X120	AGB06MRMASTEZMLNLR	60X60	AGB75MRMASTEZMLS5R	75X75	AGXZZMRMASTE006247	19.7x19.7
MAREMMA COPPER	AGB12MRMACOPZMLS5R	60X120	AGB06MRMACOPZMLNLR	60X60	AGB75MRMACOPZMLS5R	75X75	AGXZZMRMACOP006243	19.7x19.7
MAREMMA GREY	AGB12MRMAGRYZMLS5R	60X120	AGB06MRMAGRYZMLNLR	60X60	AGB75MRMAGRYZMLS5R	75X75	AGXZZMRMAGRY006248	19.7x19.7
MAREMMA SAND	AGB12MRMASNDZMLS5R	60X120	AGB06MRMASNDZMLNLR	60X60	AGB75MRMASNDZMLS5R	75X75	AGXZZMRMASND006246	19.7x19.7
MAREMMA DARK BROWN	AGB12MRMADBRZMLS5R	60X120	AGB06MRMADBRZMLNLR	60X60	AGB75MRMADBRZMLS5R	75X75	AGXZZMRMADBR006244	19.7x19.7
MAREMMA ORANGE	AGB12MRMAOREZMLS5R	60X120	AGB06MRMAOREZMLNLR	60X60	AGB75MRMAOREZMLS5R	75X75	AGXZZMRMAORE006245	19.7x19.7
MAREMMA COTTO	AGB12MRMACOTZMLS5R	60X120	AGB06MRMACOTZMLNLR	60X60	AGB75MRMACOTZMLS5R	75X75	AGXZZMRMACOT006249	19.7x19.7

Name	Code	Size(CM)	Name	Code	Size(CM)
MAREMMA STEEL	AGXZZMRMASTE006729	9.7x9.7	MAREMMA STEEL RISER	AGRZZMRMASTE005977	5X120
MAREMMA COPPER	AGXZZMRMACOP006723	9.7x9.7	MAREMMA COPPER RISER	AGRZZMRMACOP005971	5X120
MAREMMA GREY	AGXZZMRMAGRY006726	9.7x9.7	MAREMMA GREY RISER	AGRZZMRMAGRY005974	5X120
MAREMMA SAND	AGXZZMRMASND006728	9.7x9.7	MAREMMA SAND RISER	AGRZZMRMASND005976	5X120
MAREMMA DARK BROWN	AGXZZMRMADBR006725	9.7x9.7	MAREMMA DARK BROWN RISER	AGRZZMRMADBR005973	5X120
MAREMMA ORANGE	AGXZZMRMAORE006727	9.7x9.7	MAREMMA ORANGE RISER	AGRZZMRMAORE005975	5X120
MAREMMA COTTO	AGXZZMRMACOT006724	9.7x9.7	MAREMMA COTTO RISER	AGRZZMRMACOT005972	5X120

Name	Code	Size(CM)	Name	Code	Size(CM)
MAREMMA STEEL MOSAIC 30x30	AGWZZMRMASTE006642	30x30	MAREMMA STEEL MOSAIC 25.5X29.5	AGWZZMRMASTE005546	25.5X29.5
MAREMMA COPPER MOSAIC 30x30	AGWZZMRMACOP006636	30x30	MAREMMA COPPER 25.5X29.5	AGWZZMRMACOP005542	25.5X29.5
MAREMMA GREY MOSAIC 30x30	AGWZZMRMAGRY006638	30x30	MAREMMA GREY 25.5X29.5	AGWZZMRMAGRY005547	25.5X29.5
MAREMMA SAND MOSAIC 30x30	AGWZZMRMASND006641	30x30	MAREMMA SAND 25.5X29.5	AGWZZMRMASND005545	25.5X29.5
MAREMMA DARK BROWN MOSAIC 30x30	AGWZZMRMADBR006637	30x30	MAREMMA DARK BROWN 25.5X29.5	AGWZZMRMADBR005543	25.5X29.5
MAREMMA ORANGE MOSAIC 30x30	AGWZZMRMAORE006639	30x30	MAREMMA ORANGE 25.5X29.5	AGWZZMRMAORE005544	25.5X29.5
MAREMMA COTTO MOSAIC 30x30	AGWZZMRMACOT006634	30x30	MAREMMA COTTO 25.5X29.5	AGWZZMRMACOT005548	25.5X29.5

MAREMMA STEEL STEP	AGTZZMRMASTE005970	30X120	MAREMMA STEEL STEP	AGTZZMRMASTE005830	29.5X59.5
MAREMMA COPPER STEP	AGTZZMRMACOP005964	30X120	MAREMMA COPPER STEP	AGTZZMRMACOP005824	29.5X59.5
MAREMMA GREY STEP	AGTZZMRMAGRY005966	30X120	MAREMMA GREY STEP	AGTZZMRMAGRY005827	29.5X59.5
MAREMMA SAND STEP	AGTZZMRMASND005969	30X120	MAREMMA SAND STEP	AGTZZMRMASND005829	29.5X59.5
MAREMMA DARK BROWN STEP	AGTZZMRMADBR005965	30X120	MAREMMA DARK BROWN STEP	AGTZZMRMADBR005826	29.5X59.5
MAREMMA ORANGE STEP	AGTZZMRMAORE005968	30X120	MAREMMA ORANGE STEP	AGTZZMRMAORE005828	29.5X59.5
MAREMMA COTTO STEP	AGTZZMRMACOT005967	30X120	MAREMMA COTTO STEP	AGTZZMRMACOT005825	29.5X59.5

MAREMMA STEEL SKIRTING	AGSZZMRMASTE005591	75X8	MAREMMA STEEL SKIRTING	AGSZZMRMASTE005527	60X8
MAREMMA COPPER SKIRTING	AGTZZMRMACOP005824	75X8	MAREMMA COPPER SKIRTING	AGSZZMRMACOP005587	60X8
MAREMMA GREY SKIRTING	AGSZZMRMAGRY005592	75X8	MAREMMA GREY SKIRTING	AGSZZMRMAGRY005528	60X8
MAREMMA SAND SKIRTING	AGSZZMRMASND005590	75X8	MAREMMA SAND SKIRTING	AGSZZMRMASND005526	60X8
MAREMMA DARK BROWN SKIRTING	AGSZZMRMADBR005588	75X8	MAREMMA DARK BROWN SKIRTING	AGSZZMRMADBR005524	60X8
MAREMMA ORANGE SKIRTING	AGSZZMRMAORE005589	75X8	MAREMMA ORANGE SKIRTING	AGSZZMRMAORE005525	60X8
MAREMMA COTTO SKIRTING	AGSZZMRMACOT005593	75X8	MAREMMA COTTO SKIRTING	AGSZZMRMACOT005529	60X8

PACKAGING | IMBALLI | EMBALLAGES | VERPAKUNGEN | УПАКОВКА

Sizes (cm)	Thickness (mm)	Pz X	M² X	Kg X	RM X	X Sq. Pallet	M² X Sq. Pallet	kg X Sq. Pallet	X Eu. Pallet	M² X Eu. Pallet	kg X Eu. Pallet
60x120	9	2	1.44	30.00	-	-	-	-	30	43.20	921.00
75x75	9	2	1.12	24.00	-	-	-	-	44	49.28	1077.00
60x60	9	4	1.44	30.00	-	-	-	-	30	43.20	921.00
19.7x19.7	9	21	0.18	24.00	-	125	101.25	3,000			
9.7x9.7	9	72	0.67	15.00	-	90.00	60.3	1,350			
STEP 30X120	9	2	0.72	20	-	-	-	-	-	-	-
SKIRTING 75x8	9	10	-	14.40	7.5	-	-	-	66	-	950.40
SKIRTING 60x8	9	18	-	19.00	-	80	-	1520.00	-	-	-
MOSAIC 30X30	9	10	-	14	-	48.00	-	-	48	-	672
MOSAIC 25.5x29.5	9	10	-	17.5	-	54	-	980.00	-	-	-

WALL: MAREMMA BROWN 19.7X19.7CM
FLOOR: MAREMMA SAND 60X120CM

SHINE STONE

WALL: SHINE STONE DARK GREY 15X60 CM
FLOOR: SHINE STONE DARK GREY 60X60 CM, SHINE STONE DARK GREY 30X60 CM (R11)

FLOOR: SHINE STONE WHITE 60X60 CM

SHINE STONE

PT LS N M

75x75 cm
29.52”x29.52”

60x60 cm
23.62”x23.62”

30x60 cm
11.81”x23.62”

30x60 cm
11.81”x23.62”

SHINE STONE WHITE

SHINE STONE IVORY

SHINE STONE GREY

SHINE STONE BEIGE

SHINE STONE DARK GREY

SHINE STONE DARK BEIGE

SHINE STONE BLACK

SHINE STONE BROWN

SHINE STONE

PT LS N M

SHINE STONE IVORY *

15X60 CM / 5.90”X23.62”

***Available in all colours |** Disponibile in tutti i colori | Disponible dans toutes les couleurs | In allen Farben erhältlich | Disponible en todos los colores | Доступно во всех цветах

SHINE STONE IVORY *

10X60 CM / 3.93”X23.62”

SHINE STONE IVORY *

5X60 CM / 1.96”X23.62”

SHINE STONE IVORY
MOSAIC 2.3X2.3

30X30 CM / 11.81”X11.81”

Name	Code	Size(CM)	Code	Size(CM)	Code	Size(CM)
SHINE STONE WHITE	A75GZSHS-WH0.M2S5R	75X75	A06GZSHS-WH0.M2R	60X60		
SHINE STONE GREY	A75GZSHS-GY0.M2S5R	75X75	A06GZSHS-GY0.M2R	60X60		
SHINE STONE DARK GREY	A75GZSHS-DGY.M2S5R	75X75	A06GZSHS-DGY.M2R	60X60		
SHINE STONE BLACK	A75GZSHS-BK0.M2S5R	75X75	A06GZSHS-BK0.M2R	60X60		
SHINE STONE IVORY	A75GZSHS-IV0.M2S5R	75X75	A06GZSHS-IV0.M2R	60X60		
SHINE STONE BEIGE	A75GZSHS-BE0.M2S5R	75X75	A06GZSHS-BE0.M2R	60X60		
SHINE STONE DARK BEIGE	A75GZSHS-DBE.M2S5R	75X75	A06GZSHS-DBE.M2R	60X60		
SHINE STONE BROWN	A75GZSHS-BR0.M2S5R	75X75	A06GZSHS-BR0.M2R	60X60		
SHINE STONE WHITE	ACT-06ZSHS-WH0.2RC	15X60	ACT-06ZSHS-WH0.2RB	10X60	ACT-06ZSHS-WH0.2RA	5X60
SHINE STONE GREY	ACT-06ZSHS-GY0.2RC	15X60	ACT-06ZSHS-GY0.2RB	10X60	ACT-06ZSHS-GY0.2RA	5X60
SHINE STONE DARK GREY	ACT-06ZSHS-DGY.2RC	15X60	ACT-06ZSHS-DGY.2RB	10X60	ACT-06ZSHS-DGY.2RA	5X60
SHINE STONE BLACK	ACT-06ZSHS-BK0.2RC	15X60	ACT-06ZSHS-BK0.2RB	10X60	ACT-06ZSHS-BK0.2RA	5X60
SHINE STONE IVORY	ACT-06ZSHS-IV0.2RC	15X60	ACT-06ZSHS-IV0.2RB	10X60	ACT-06ZSHS-IV0.2RA	5X60
SHINE STONE BEIGE	ACT-06ZSHS-BE0.2RC	15X60	ACT-06ZSHS-BE0.2RB	10X60	ACT-06ZSHS-BE0.2RA	5X60
SHINE STONE DARK BEIGE	ACT-06ZSHS-DBE.2RC	15X60	ACT-06ZSHS-DBE.2RB	10X60	ACT-06ZSHS-DBE.2RA	5X60
SHINE STONE BROWN	ACT-06ZSHS-BR0.2RC	15X60	ACT-06ZSHS-BR0.2RB	10X60	ACT-06ZSHS-BR0.2RA	5X60

Name	Code	Size(CM)	Name	Code	Size(CM)	Code	Size(CM)	
SHINE STONE WHITE MOSAIC 2.3X2.3	AM-GZSHS-WH.2R/2H	30X30	SHINE STONE WHITE	A09GZSHS#WH0.M2R	30X60	A09GZSHS#WH0.MYR	30X60	R11
SHINE STONE GREY MOSAIC 2.3X2.3	AM-GZSHS-GY.2R/2H	30X30	SHINE STONE GREY	A09GZSHS#GY0.M2R	30X60	A09GZSHS#GY0.MYR	30X60	R11
SHINE STONE DARK GREY MOSAIC 2.3X2.3	AM-GZSHS-DGY.2R/2H	30X30	SHINE STONE DARK GREY	A09GZSHS#DGY.M2R	30X60	A09GZSHS#DGY.MYR	30X60	R11
SHINE STONE BLACK MOSAIC 2.3X2.3	AM-GZSHS-BK.2R/2H	30X30	SHINE STONE BLACK	A09GZSHS#BK0.M2R	30X60	A09GZSHS#BK0.MYR	30X60	R11
SHINE STONE IVORY MOSAIC 2.3X2.3	AM-GZSHS-IV.2R/2H	30X30	SHINE STONE IVORY	A09GZSHS#IV0.M2R	30X60	A09GZSHS#IV0.MYR	30X60	R11
SHINE STONE BEIGE MOSAIC 2.3X2.3	AM-GZSHS-BE.2R/2H	30X30	SHINE STONE BEIGE	A09GZSHS#BE0.M2R	30X60	A09GZSHS#BE0.MYR	30X60	R11
SHINE STONE DARK BEIGE MOSAIC 2.3X2.3	AM-GZSHS-DBE.2R/2H	30X30	SHINE STONE DARK BEIGE	A09GZSHS#DBE.M2R	30X60	A09GZSHS#DBE.MYR	30X60	R11
SHINE STONE BROWN MOSAIC 2.3X2.3	AM-GZSHS-BR.2R/2H	30X30	SHINE STONE BROWN	A09GZSHS#BR0.M2R	30X60	A09GZSHS#BR0.MYR	30X60	R11

PACKAGING | IMBALLI | EMBALLAGES | VERPAKUNGEN | УПАКОВКА

Sizes (cm)	Thickness (mm)	Pz X	M² X	Kg X	X Eu. Pallet	M² X Eu. Pallet	kg X Eu. Pallet
75X75	9	2	1.12	24.00	44	49.28	1077.00
60X60	9	4	1.44	30.00	30	43.20	921.00
60X60	20.00	2	0.72	32.00	30	21.60	1,000.00
30X60	9	6	1.08	23.00	48	51.84	1125.00
MOSAIC 30X30	9	10	-	14.00	48	-	672.00

WALL: SHINE STONE IVORY 15X60CM, SHINE STONE IVORY 10X60CM, SHINE STONE IVORY 5X60CM





WALL: EVOQUE METAL ICE DECOR 60X60 CM

EVOQUE METAL

WALL: EVOQUE METAL ICE DECOR 60X60 CM
FLOOR: EVOQUE METAL GREY 60X60 CM

WALL: EVOQUE METAL GREY 60X120 CM
FLOOR: DESIGN CONCRETE CLAY 75X75 CM

EVOQUE METAL

PT S N M L

60x120 cm
23.62”x47.24”

75x75 cm
29.52”x29.52”

60x60 cm
23.62”x23.62”

Step
30x120 cm
11.81”x47.24”

Skirting
75x8 cm
29.52”x3.14”

Skirting
60x8 cm
23.62”x3.74”

FINISHES

NATURAL

N M

LAPPATO

L M

EVOQUE METAL ICE

EVOQUE METAL GREY

EVOQUE METAL GREEN GREY

EVOQUE METAL BROWN

EVOQUE METAL ICE DECOR

L

EVOQUE METAL GREY DECOR

L

EVOQUE METAL GREEN GREY DECOR

L

EVOQUE METAL BROWN DECOR

L

EVOQUE METAL

PT S N M L

Name	Code L M	Size(CM)	Code N M	Size(CM)
EVOQUE METAL ICE	AGB12EVQMICEZMSS5L	60X120	AGB12EVQMICEZMSS5R	60X120
EVOQUE METAL GREY	AGB12EVQMGRYZMSS5L	60X120	AGB12EVQMGRYZMSS5R	60X120
EVOQUE METAL GREEN GREY	AGB12EVQMGNGZMSS5L	60X120	AGB12EVQMGNGZMSS5R	60X120
EVOQUE METAL BROWN	AGB12EVQMBRNZMSS5L	60X120	AGB12EVQMBRNZMSS5R	60X120
EVOQUE METAL ICE	AGB06EVQMICEZMSNLL	60X60	AGB06EVQMICEZMSNLR	60X60
EVOQUE METAL GREY	AGB06EVQMGRYZMSNLL	60X60	AGB06EVQMGRYZMSNLR	60X60
EVOQUE METAL GREEN GREY	AGB06EVQMGNGZMSNLL	60X60	AGB06EVQMGNGZMSNLR	60X60
EVOQUE METAL BROWN	AGB06EVQMBRNZMSNLL	60X60	AGB06EVQMBRNZMSNLR	60X60
EVOQUE METAL ICE	AGB75EVQMICEZMSS5L	75X75	AGB75EVQMICEZMSS5R	75X75
EVOQUE METAL GREY	AGB75EVQMGRYZMSS5L	75X75	AGB75EVQMGRYZMSS5R	75X75
EVOQUE METAL GREEN GREY	AGB75EVQMGNGZMSS5L	75X75	AGB75EVQMGNGZMSS5R	75X75
EVOQUE METAL BROWN	AGB75EVQMBRNZMSS5L	75X75	AGB75EVQMBRNZMSS5R	75X75
EVOQUE METAL ICE DECOR	AGD12EVQMICEZMSSSL	60X120		
EVOQUE METAL GREY DECOR	AGD12EVQMGRYZMSSSL	60X120		
EVOQUE METAL GREEN GREY DECOR	AGD12EVQMGNGZMSSSL	60X120		
EVOQUE METAL BROWN DECOR	AGD12EVQMBRNZMSSSL	60X120		
EVOQUE METAL ICE DECOR	AGD75EVQMICEZMSS5L	75X75		
EVOQUE METAL GREY DECOR	AGD75EVQMGRYZMSS5L	75X75		
EVOQUE METAL GREEN GREY DECOR	AGD75EVQMGNGZMSS5L	75X75		
EVOQUE METAL BROWN DECOR	AGD75EVQMBRNZMSS5L	75X75		
EVOQUE METAL ICE DECOR	AGD06EVQMICEZMSSSL	60X60		
EVOQUE METAL GREY DECOR	AGD06EVQMGRYZMSSSL	60X60		
EVOQUE METAL GREEN GREY DECOR	AGD06EVQMGNGZMSSSL	60X60		
EVOQUE METAL BROWN DECOR	AGD06EVQMBRNZMSSSL	60X60		
EVOQUE METAL ICE STEP	AGTZZEVQMICE005806	30X120	AGTZZEVQMICE005808	30X120
EVOQUE METAL GREY STEP	AGTZZEVQMGRY005805	30X120	AGTZZEVQMGRY005807	30X120
EVOQUE METAL GREEN GREY STEP	-	30X120	-	30X120
EVOQUE METAL BROWN STEP	AGTZZEVQMBRN005804	30X120	AGTZZEVQMBRN005809	30X120
EVOQUE METAL ICE SKIRTING	AGSZZEVQMICE005767	75X8	AGSZZEVQMICE005766	75X8
EVOQUE METAL GREY SKIRTING	AGSZZEVQMGRY005768	75X8	AGSZZEVQMGRY005765	75X8
EVOQUE METAL GREEN GREY SKIRTING	-	75X8	-	75X8
EVOQUE METAL BROWN SKIRTING	AGSZZEVQMBRN005812	75X8	AGSZZEVQMBRN005764	75X8
EVOQUE METAL ICE SKIRTING	AGSZZEVQMICE005763	60X8	AGSZZEVQMICE005750	60X8
EVOQUE METAL GREY SKIRTING	AGSZZEVQMGRY005762	60X8	AGSZZEVQMGRY005749	60X8
EVOQUE METAL GREEN GREY SKIRTING	-	60X8	-	60X8
EVOQUE METAL BROWN SKIRTING	AGSZZEVQMBRN005761	60X8	AGSZZEVQMBRN005748	60X8

PACKAGING | IMBALLI | EMBALLAGES | VERPAKUNGEN | УПАКОВКА

Sizes (cm)	Thickness (mm)	Pz X	M² X	Kg X	RM X	X Sq. Pallet	M² X Sq. Pallet	kg X Sq. Pallet	X Eu. Pallet	M² X Eu. Pallet	kg X Eu. Pallet
60X120	9	2	1.44	30.00	-	-	-	-	30	43.20	921.00
75X75	9	2	1.12	24.00	-	-	-	-	44	49.28	1077.00
60X60	9	4	1.44	30.00	-	-	-	-	30	43.20	921.00
STEP 30X120	9	2	0.72	20	-	-	-	-	-	-	-
SKIRTING 75x8	9	10	-	14.40	7.5	-	-	-	66	-	950.40
SKIRTING 60x8	9	18	-	19.00	-	80	-	1520.00	-	-	-

WALL: EVOQUE METAL BROWN 60X120 CM,
FLOOR: EVOQUE METAL ICE 60X120 CM

SIGNATURE
COLLECTION

SLABS

WALL: I PREZIOSI PEARL 120X260 CM

I PREZIOSI

WALL: I PREZIOSI PLUM 120X260 CM

WALL: I PREZIOSI DEEP BLUE 120X260 CM

WALL: I PREZIOSI RIO 120X260 CM

WALL: I PREZIOSI ROCK 120X260 CM



I PREZIOSI

PT S FL HG

120x260 cm
47.24”x94.48”

6 mm
0.23”

120x120 cm
47.24”x47.24”

9 mm
0.35”

Name	Code	Size(CM)	Code	Size(CM)
I PREZIOSI GREEN	A62GPRZS-GRE.N0X6P	120x260	A22GPRZS-GRE.N0X5P	120x120
I PREZIOSI PLUM	A62GPRZS-PLM.N0X6P	120x260	A22GPRZS-PLM.N0X5P	120x120
I PREZIOSI DEEP BLUE	A62GPRZS-DPB.N0X6P	120x260	A22GPRZS-DPB.N0X5P	120x120
I PREZIOSI PEARL	A62GPRZS-PRL.N0X6P	120x260	A22GPRZS-PRL.N0X5P	120x120
I PREZIOSI RIO	A62GPRZS-RIO.N0X6P	120x260	A22GPRZS-RIO.N0X5P	120x120
I PREZIOSI ROCK	A62GPRZS-RCK.N0X6P	120x260	A22GPRZS-RCK.N0X5P	120x120
I PREZIOSI OCEAN	A62GPRZS-OCN.N0X6P	120x260	A22GPRZS-OCN.N0X5P	120x120

PACKAGING | IMBALLI | EMBALLAGES | VERPAKUNGEN | УПАКОВКА

Sizes (cm)	Thickness (mm)	Pz / Kg	M² / Pz	Pz X	M² X	kg X	Dimentions (cm) Length	Height	Width
120x260	6	44.00	3.12	20	62.40	1000.00	267	33.50	133

Sizes (cm)	Thickness (mm)	Pz X	M² X	Kg X	X	M² X	kg X	Dimentions (cm) Length	Height	Width
120x120	9	2	2.88	62.00	28	80.64	1766.00	122	76	134
120x120	9	2	2.88	62.00	20	57.60	1260.00	122	122	58

I PREZIOSI ROCK

I PREZIOSI OCEAN

I PREZIOSI GREEN



I PREZIOSI

PT S FL HG

I PREZIOSI RIO

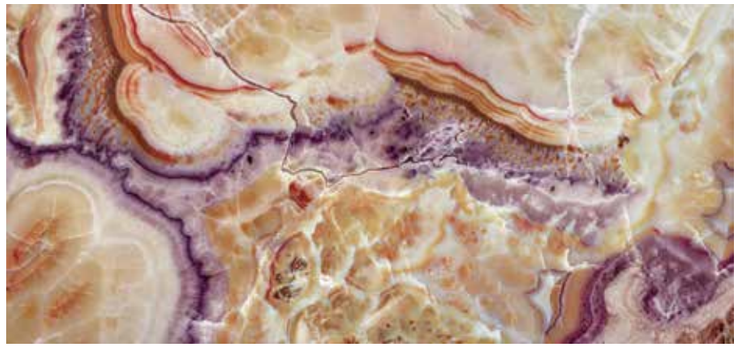

I PREZIOSI PEARL

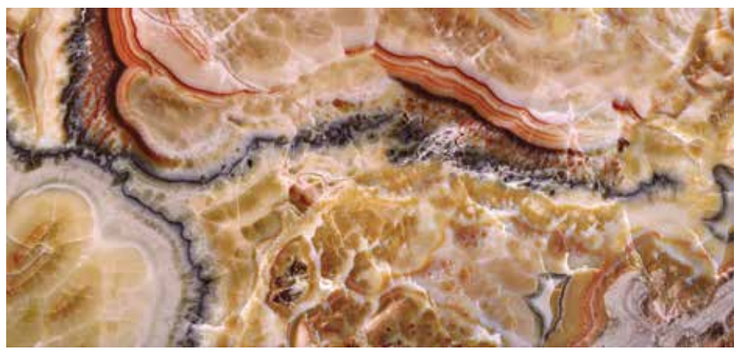

I PREZIOSI PLUM

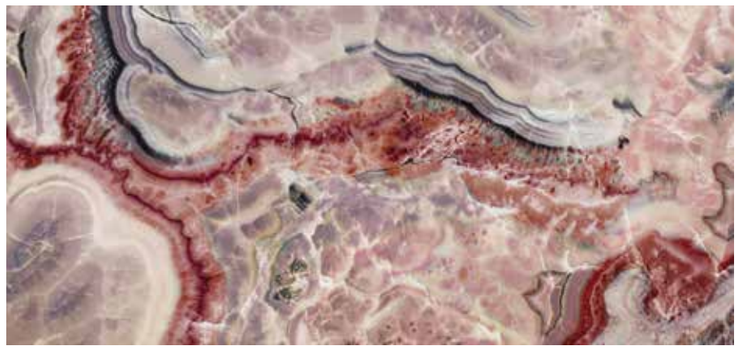

I PREZIOSI DEEP BLUE



SIGNATURE
COLLECTION

WOOD



WALL: CAPITAL WOOD GREY 19.5X120 CM

CAPITAL WOOD

WALL: CAPITAL WOOD GREY 19.5X120 CM
CAPITAL WOOD LAQUER DECOR 19.5X120 CM
FLOOR: CAPITAL WOOD GREY 19.5X120 CM

FLOOR: CAPITAL WOOD HONEY OAK
19.5X120 CM

CAPITAL WOOD

PT LS N M

19.5x120 cm
7.67”x47.24”

Name	Code	Size(CM)
CAPITAL WOOD GREY	AGX2HCAPWMXGZMLS5R	19.5X120
CAPITAL WOOD NATURAL OAK	AGX2HCAPWNAOZMLS5R	19.5X120
CAPITAL WOOD HONEY OAK	AGX2HCAPWHOOZMLS5R	19.5X120
CAPITAL WOOD BARREL OAK	AGX2HCAPWBAOZMLS5R	19.5X120
CAPITAL WOOD WHITE LACQUER DECOR	AGD32CAPWWHLZMLS5R	19.5X120

PACKAGING | IMBALLI | EMBALLAGES | VERPAKUNGEN | УПАКОВКА

Sizes (cm)	Thickness (mm)	Pz X	M² X	Kg X	X Eu. Pallet	M² X Eu. Pallet	kg X Eu. Pallet
19.50X120	9	5	1.17	25.00	36	42.12	921.00

CAPITAL WOOD NATURAL OAK

CAPITAL WOOD HONEY OAK

CAPITAL WOOD BARREL OAK

CAPITAL WOOD GREY

CAPITAL WOOD WHITE LACQUER DECOR

19.5x120 cm / 7.67”x47.24”

FLOOR: CIRCLE WOOD NUT 19.5X120 CM

CIRCLE WOOD

FLOOR: CIRCLE WOOD GREY 19.5X120 CM

WALL: CIRCLE WOOD BROWN 19.5X120 CM
FLOOR: CIRCLE WOOD BROWN 19.5X120 CM

CIRCLE WOOD

PT LS N M

19.5x120 cm
7.67”x47.24”

Name	Code	Size(CM)
CIRCLE WOOD IVORY	A99GZCRW#IV0.W2S5R	19.5X120
CIRCLE WOOD GREY	A99GZCRW#GY0.W2S5R	19.5X120
CIRCLE WOOD NUT	A99GZCRW#NU0.W2S5R	19.5X120
CIRCLE WOOD BEIGE	A99GZCRW#BE0.W2S5R	19.5X120
CIRCLE WOOD BROWN	A99GZCRW#BR0.W2S5R	19.5X120

PACKAGING | IMBALLI | EMBALLAGES | VERPAKUNGEN | УПАКОВКА

Sizes (cm)	Thickness (mm)	Pz X	M² X	Kg X	X Eu. Pallet	M² X Eu. Pallet	kg X Eu. Pallet
19.50X120	9	5	1.17	25.00	36	42.12	921.00

CIRCLE WOOD IVORY

CIRCLE WOOD GREY

CIRCLE WOOD NUT

CIRCLE WOOD BEIGE

CIRCLE WOOD BROWN



FLOOR: HARD WOOD BEIGE 19.5X120 CM

HARD WOOD

FLOOR: HARD WOOD BROWN 19.5X120 CM

INDOOR: HARD WOOD IVORY 19.5X120 CM
OUTDOOR: HARD WOOD MUD 19.5X120 CM

HARD WOOD

PT LS N M

19.5x120 cm
7.67”x47.24”

Name	Code	Size(CM)	Code	Size(CM)
HARD WOOD IVORY	A99GZHRD#IV0.W2S5R	19.5X120	A99GZHRD#IV0.WYS5R	19.5X120
HARD WOOD BEIGE	A99GZHRD#BE0.W2S5R	19.5X120	A99GZHRD#BE0.WYS5R	19.5X120
HARD WOOD RED	A99GZHRD#RD0.W2S5R	19.5X120	A99GZHRD#RD0.WYS5R	19.5X120
HARD WOOD BROWN	A99GZHRD#BR0.W2S5R	19.5X120	A99GZHRD#BR0.WYS5R	19.5X120
HARD WOOD MUD	A99GZHRD#MUD.W2S5R	19.5X120	A99GZHRD#MUD.WYS5R	19.5X120

PACKAGING | IMBALLI | EMBALLAGES | VERPAKUNGEN | УПАКОВКА

Sizes (cm)	Thickness (mm)	Pz X	M² X	Kg X	X Eu. Pallet	M² X Eu. Pallet	kg X Eu. Pallet
19.50X120	9	5	1.17	25.00	36	42.12	921.00

HARD WOOD IVORY

HARD WOOD BEIGE

HARD WOOD RED

HARD WOOD BROWN

HARD WOOD MUD

HARD WOOD

PT LS N M

HARD WOOD IVORY DECOR

19.5x120 cm / 7.67"x47.24"

HARD WOOD BEIGE DECOR

19.5x120 cm / 7.67"x47.24"

HARD WOOD RED DECOR

19.5x120 cm / 7.67"x47.24"

HARD WOOD BROWN DECOR

19.5x120 cm / 7.67"x47.24"

HARD WOOD MUD DECOR

19.5x120 cm / 7.67"x47.24"

FLOOR: HARD WOOD IVORY 19.5X120 CM

FLOOR: SUGI BAN WOOD KURO BLACK 19.5X120 CM

SUGI BAN WOOD

FLOOR: SUGI BAN WOOD KURO BLACK 19.5X120 CM

FLOOR: SUGI BAN WOOD KASSHOKU BROWN
19.5X120 CM

SUGI BAN WOOD

PT LS N M

19.5x120 cm
7.67”x47.24”

Name	Code	Size(CM)
SUGI BAN WOOD GURE GREY	AGX2HSGBNGUGZMHS5R	19.5X120
SUGI BAN WOOD KASSHOKU BROWN	AGX2HSGBNKSUZMHS5R	19.5X120
SUGI BAN WOOD BEJU BEIGE	AGX2HSGBNBOBZMHS5R	19.5X120
SUGI BAN WOOD SHIRO WHITE	AGX2HSGBNSHWZMHS5R	19.5X120
SUGI BAN WOOD BORU BLUE	AGX2HSGBNBOBZMHS5R	19.5X120
SUGI BAN WOOD KURO BLACK	AGX2HSGBNKBKZMHS5R	19.5X120

PACKAGING | IMBALLI | EMBALLAGES | VERPAKUNGEN | УПАКОВКА

Sizes (cm)	Thickness (mm)	P_2 X	M^2 X	Kg X	X Eu. Pallet	M^2 X Eu. Pallet	kg X Eu. Pallet
19.50X120	9	5	1.17	25.00	36	42.12	921.00

SUGI BAN WOOD GURE GREY

SUGI BAN WOOD KASSHOKU BROWN

SUGI BAN WOOD BEJU BEIGE

SUGI BAN WOOD SHIRO WHITE

SUGI BAN WOOD BORU BLUE

SUGI BAN WOOD KURO BLACK

SIGNATURE
COLLECTION

WALL TILES

WALL: MARAKKESH DARK BLUE 7.5X30 CM,
MARAKKESH LIGHT BLUE 7.5X30 CM

MARAKKESH

WALL: MARAKKESH DARK PINK 7.5X30 CM,
MARAKKESH BROWN 7.5X30 CM

WALL: MARAKKESH DARK GREY 6.5X26 CM, MARAKKESH PINK 6.5X26 CM, MARAKKESH GREY 6.5X26 CM

MARAKKESH

C/W G/W LS N G

7.5x30 cm
2.95”x11.81”
C/W

6.5x26 cm
2.55”x10.23”
C/W

15x15 cm
5.90”x5.90”
G/W

Name	Code	Size(CM)	Name	Code	Size(CM)	Name	Code	Size(CM)
MARAKKESH ASH	A05WMRKS-ASH.G6X0U	7.5X30	MARAKKESH GREEN	A05WMRKS-GRE.G6X0U	7.5X30	MARAKKESH BROWN	A05WMRKS-BRN.G6X0U	7.5X30
MARAKKESH GREY	A05WMRKS-GRY.G6X0U	7.5X30	MARAKKESH DARK BLUE	A05WMRKS-DAB.G6X0U	7.5X30	MARAKKESH DARK PINK	A05WMRKS-DEP.G6X0U	7.5X30
MARAKKESH DARK GREY	A05WMRKS-DKG.G6X0U	7.5X30	MARAKKESH LIGHT BLUE	A05WMRKS-LIB.G6X0U	7.5X30	MARAKKESH PINK	A05WMRKS-PIK.G6X0U	7.5X30
MARAKKESH GREIGE	A05WMRKS-GRG.G6X0U	7.5X30	MARAKKESH WHITE	A05WMRKS-WHE.G6X0U	7.5X30	MARAKKESH IVORY	A05WMRKS-IVO.G6X0U	7.5X30
MARAKKESH ASH	A42WMRKS-ASH.G6X0U	6.5X26	MARAKKESH GREEN	A42WMRKS-GRE.G6X0U	6.5X26	MARAKKESH BROWN	A42WMRKS-BRN.G6X0U	6.5X26
MARAKKESH GREY	A42WMRKS-GRY.G6X0U	6.5X26	MARAKKESH DARK BLUE	A42WMRKS-DAB.G6X0U	6.5X26	MARAKKESH DARK PINK	A42WMRKS-DEP.G6X0U	6.5X26
MARAKKESH DARK GREY	A42WMRKS-DKG.G6X0U	6.5X26	MARAKKESH LIGHT BLUE	A42WMRKS-LIB.G6X0U	6.5X26	MARAKKESH PINK	A42WMRKS-PIK.G6X0U	6.5X26
MARAKKESH GREIGE	A42WMRKS-GRG.G6X0U	6.5X26	MARAKKESH WHITE	A42WMRKS-WHE.G6X0U	6.5X26	MARAKKESH IVORY	A42WMRKS-IVO.G6X0U	6.5X26
MARAKKESH ASH	A15SMRKS-ASH.G6X0U	15X15	MARAKKESH GREEN	A15SMRKS-GRE.G6X0U	15X15	MARAKKESH BROWN	A15SMRKS-BRN.G6X0U	15X15
MARAKKESH GREY	A15SMRKS-GRY.G6X0U	15X15	MARAKKESH DARK BLUE	A15SMRKS-DAB.G6X0U	15X15	MARAKKESH DARK PINK	A15SMRKS-DEP.G6X0U	15X15
MARAKKESH DARK GREY	A15SMRKS-DKG.G6X0U	15X15	MARAKKESH LIGHT BLUE	A15SMRKS-LIB.G6X0U	15X15	MARAKKESH PINK	A15SMRKS-PIK.G6X0U	15X15
MARAKKESH GREIGE	A15SMRKS-GRG.G6X0U	15X15	MARAKKESH WHITE	A15SMRKS-WHE.G6X0U	15X15	MARAKKESH IVORY	A15SMRKS-IVO.G6X0U	15X15

PACKAGING | IMBALLI | EMBALLAGES | VERPAKUNGEN | УПАКОВКА

Sizes (cm)	Thickness (mm)	Pz X	M² X	Kg X	X Sq. Pallet	M² X Sq. Pallet	kg X Sq. Pallet	X Eu. Pallet	M² X Eu. Pallet	kg X Eu. Pallet
15x15	6.5	48	1.08	16.50	108	116.64	1790.00	85	91.80	1425.00
6.5x26	8.5	41	0.70	11.50	120	84.00	1390.00	90	63.00	1055.00
7.5x30	8.5	36	0.81	13.00	90	72.90	1185.00	80	64.80	1060.00

MARAKKESH ASH

MARAKKESH DARK GREY

MARAKKESH GREY

MARAKKESH GREIGE

MARAKKESH IVORY

MARAKKESH BROWN

MARAKKESH PINK

MARAKKESH DARK PINK

MARAKKESH WHITE

MARAKKESH GREEN

MARAKKESH LIGHT BLUE

MARAKKESH DARK BLUE

SUBWAY

WALL: SUBWAY NERO BEVEL DECOR 7.5X15 CM

WALL: SUBWAY NERO 15X15 CM (MATT),
SUBWAY IVORY 10X40 CM (MATT)

WALL: SUBWAY GRAPHITE GREY BEVEL DECOR 10X30 CM,
SUBWAY WHITE BEVEL DECOR 10X30 CM

SUBWAY

C/W G/W S HS N M G

10x40 cm
3.93”x15.74”
C/W

10x30 cm
3.93”x11.81”
C/W

6.5x26 cm
2.55”x10.23”
C/W

7.5x15 cm
2.95”x5.90”
G/W

15x15 cm
5.90”x5.90”
G/W

bevel decor
10x30 cm
3.93”x11.81”
C/W

bevel decor
7.5x15 cm
2.95”x5.90”
G/W

PACKAGING | IMBALLI | EMBALLAGES | VERPAKUNGEN | УПАКОВКА

Sizes (cm)	Thickness (mm)	Pz X	M² X	Kg X	X Sq. Pallet	M² X Sq. Pallet	kg X Sq. Pallet	X Eu. Pallet	M² X Eu. Pallet	kg X Eu. Pallet
15x15	6.5	48	1.08	16.50	108	116.64	1790.00	85	91.80	1425.00
6.5x26	8.5	41	0.70	11.50	120	84.00	1390.00	90	63.00	1055.00
10x30	8.5	27	0.81	13.00	104	84.24	1365.00	88	71.28	1165.00
7.5x15	7.5	88	1.00	17.50	108	108	1900.00	85	85.00	1510.00
7.5x15 (BEVEL DECOR)	10	68	0.77	16.00	108	83.16	1740.00	85	65.45	1380.00
10x40	9	20	0.80	13.50	108	86.40	1470.00	96	76.80	1315.00
10x30 (BEVEL DECOR)	10	24	0.72	12.50	104	74.88	1315.00	96	69.12	1220.00

SUBWAY WHITE
S G M

SUBWAY NERO
S G M

SUBWAY LIGHT GREY
S G M

SUBWAY DARK GREY
S G M

SUBWAY GRAPHITE GREY
S G M

SUBWAY IVORY
S G M

SUBWAY LIGHT BEIGE
S G M

SUBWAY WHITE BEVEL DECOR
10X30 CM
HS G

SUBWAY NERO BEVEL DECOR
10X30 CM
HS G

SUBWAY LIGHT GREY BEVEL DECOR
10X30 CM
HS G

SUBWAY DARK GREY BEVEL DECOR
10X30 CM
HS G

SUBWAY GRAPHITE GREY BEVEL DECOR
10X30 CM
HS G

SUBWAY IVORY BEVEL DECOR
10X30 CM
HS G

SUBWAY LIGHT BEIGE BEVEL DECOR
10X30 CM
HS G

SUBWAY WHITE BEVEL DECOR
7.5X15 CM
HS G

SUBWAY DARK GREY BEVEL DECOR
7.5X15 CM
HS G

SUBWAY NERO BEVEL DECOR
7.5X15 CM
HS G

SUBWAY

Name	Code	Size(CM)	Code	Size(CM)	Code	Size(CM)	Code	Size(CM)
SUBWAY WHITE	A42WSUBY-WHE.G0X0U	6.5X26	A42WSUBY-WHE.M0X0U	6.5X26	A15SSUBY-WHE.G0X0U	15X15	A15SSUBY-WHE.M0X0U	15X15
SUBWAY NERO	A42WSUBY-NEO.G0X0U	6.5X26	A42WSUBY-NEO.M0X0U	6.5X26	A15SSUBY-NEO.G0X0U	15X15	A15SSUBY-NEO.M0X0U	15X15
SUBWAY GRAPHITE GREY	A42WSUBY-GPG.G0X0U	6.5X26	A42WSUBY-GPG.M0X0U	6.5X26	A15SSUBY-GPG.G0X0U	15X15	A15SSUBY-GPG.M0X0U	15X15
SUBWAY GREY	A42WSUBY-GRY.G0X0U	6.5X26	A42WSUBY-GRY.M0X0U	6.5X26	A15SSUBY-GRY.G0X0U	15X15	A15SSUBY-GRY.M0X0U	15X15
SUBWAY DARK GREY	A42WSUBY-DKG.G0X0U	6.5X26	A42WSUBY-DKG.M0X0U	6.5X26	A15SSUBY-DKG.G0X0U	15X15	A15SSUBY-DKG.M0X0U	15X15
SUBWAY IVORY	A42WSUBY-IVO.G0X0U	6.5X26	A42WSUBY-IVO.M0X0U	6.5X26	A15SSUBY-IVO.G0X0U	15X15	A15SSUBY-IVO.M0X0U	15X15
SUBWAY LIGHT BEIGE	A42WSUBY-LBE.G0X0U	6.5X26	A42WSUBY-LBE.M0X0U	6.5X26	A15SSUBY-LBE.G0X0U	15X15	A15SSUBY-LBE.M0X0U	15X15
SUBWAY WHITE	A17SSUBY-WHE.G0X0U	7.5X15	A17SSUBY-WHE.M0X0U	7.5X15	A41WSUBY-WHE.G0X0U	10X40	A41WSUBY-WHE.M0X0U	10X40
SUBWAY NERO	A17SSUBY-NEO.G0X0U	7.5X15	A17SSUBY-NEO.M0X0U	7.5X15	A41WSUBY-NEO.G0X0U	10X40	A41WSUBY-NEO.M0X0U	10X40
SUBWAY GRAPHITE GREY	A17SSUBY-GPG.G0X0U	7.5X15	A17SSUBY-GPG.M0X0U	7.5X15	A41WSUBY-GPG.G0X0U	10X40	A41WSUBY-GPG.M0X0U	10X40
SUBWAY GREY	A17SSUBY-GRY.G0X0U	7.5X15	A17SSUBY-GRY.M0X0U	7.5X15	A41WSUBY-GRY.G0X0U	10X40	A41WSUBY-GRY.M0X0U	10X40
SUBWAY DARK GREY	A17SSUBY-DKG.G0X0U	7.5X15	A17SSUBY-DKG.M0X0U	7.5X15	A41WSUBY-DKG.G0X0U	10X40	A41WSUBY-DKG.M0X0U	10X40
SUBWAY IVORY	A17SSUBY-IVO.G0X0U	7.5X15	A17SSUBY-IVO.M0X0U	7.5X15	A41WSUBY-IVO.G0X0U	10X40	A41WSUBY-IVO.M0X0U	10X40
SUBWAY LIGHT BEIGE	A17SSUBY-LBE.G0X0U	7.5X15	A17SSUBY-LBE.M0X0U	7.5X15	A41WSUBY-LBE.G0X0U	10X40	A41WSUBY-LBE.M0X0U	10X40
SUBWAY WHITE BEVEL DECOR	A17SSUBY-WHE.GBX4U	7.5X15						
SUBWAY NERO BEVEL DECOR	A17SSUBY-NEO.GBX4U	7.5X15						
SUBWAY DARK GREY BEVEL DECOR	A17SSUBY-DKG.GBX4U	7.5X15						

Name	Code	Size(CM)	Code	Size(CM)	Name	Code	Size(CM)
SUBWAY WHITE	A13WSUBY-WHE.G0X0U	10X30	A13WSUBY-WHE.M0X0U	10X30	SUBWAY WHITE BEVEL DECOR	A13WSUBY-WHE.GBX4U	10X30
SUBWAY NERO	A13WSUBY-NEO.G0X0U	10X30	A13WSUBY-NEO.M0X0U	10X30	SUBWAY NERO BEVEL DECOR	A13WSUBY-NEO.GBX4U	10X30
SUBWAY GRAPHITE GREY	A13WSUBY-GPG.G0X0U	10X30	A13WSUBY-GPG.M0X0U	10X30	SUBWAY GRAPHITE GREY BEVEL DECOR	A13WSUBY-GPG.GBX4U	10X30
SUBWAY GREY	A13WSUBY-GRY.G0X0U	10X30	A13WSUBY-GRY.M0X0U	10X30	SUBWAY GREY BEVEL DECOR	A13WSUBY-GRY.GBX4U	10X30
SUBWAY DARK GREY	A13WSUBY-DKG.G0X0U	10X30	A13WSUBY-DKG.M0X0U	10X30	SUBWAY DARK GREY BEVEL DECOR	A13WSUBY-DKG.GBX4U	10X30
SUBWAY IVORY	A13WSUBY-IVO.G0X0U	10X30	A13WSUBY-IVO.M0X0U	10X30	SUBWAY IVORY BEVEL DECOR	A13WSUBY-IVO.GBX4U	10X30
SUBWAY LIGHT BEIGE	A13WSUBY-LBE.G0X0U	10X30	A13WSUBY-LBE.M0X0U	10X30	SUBWAY LIGHT BEIGE BEVEL DECOR	A13WSUBY-LBE.GBX4U	10X30



WALL: LOFT BRICK LIGHT GREIGE 6.5X26 CM
LOFT BRICK LIGHT GREIGE DECOR 6.5X26 CM

LOFT BRICK

WALL: LOFT BRICK WHITE 6.5X26 CM
LOFT BRICK BLACK DECOR 6.5X26 CM



LOFT BRICK

C/W HS N G

6.5x26 cm
2.55"x10.23"

LOFT BRICK WHITE

LOFT BRICK GREY

LOFT BRICK BLACK

LOFT BRICK WARM WHITE

LOFT BRICK LIGHT GREIGE

LOFT BRICK GREIGE

LOFT BRICK WHITE DECOR

6.5x26 cm / 2.55"x10.23"

LOFT BRICK GREY DECOR



6.5x26 cm / 2.55"x10.23"

LOFT BRICK BLACK DECOR



6.5x26 cm / 2.55"x10.23"

LOFT BRICK WARM WHITE DECOR

6.5x26 cm / 2.55"x10.23"

LOFT BRICK LIGHT GREIGE DECOR



6.5x26 cm / 2.55"x10.23"

LOFT BRICK GREIGE DECOR



6.5x26 cm / 2.55"x10.23"

LOFT BRICK

C/W HS N G

LOFT BRICK BEIGE

LOFT BRICK BROWN

LOFT BRICK BEIGE DECOR



6.5x26 cm / 2.55"x10.23"

LOFT BRICK BROWN DECOR



6.5x26 cm / 2.55"x10.23"

PACKAGING | IMBALLI | EMBALLAGES | VERPAKUNGEN | УПАКОВКА

Sizes (cm)	Thickness (mm)	Pz X	M² X	Kg X	RM X	X Sq. Pallet	M² X Sq. Pallet	kg X Sq. Pallet
6.5X26	8.65	41	0.70	11.50	90.00	63	44.10	1,050.00

LOFT BRICK YELLOW

LOFT BRICK LIGHT GREEN

LOFT BRICK YELLOW DECOR



6.5x26 cm / 2.55"x10.23"

LOFT BRICK LIGHT GREEN DECOR

6.5x26 cm / 2.55"x10.23"

Name	Code	Size(CM)	Name	Code	Size(CM)
LOFT BRICK WHITE	A56WLOBR-WH0.G0U	6.5X26	LOFT BRICK WARM WHITE DECOR	A56WLOBR-WH0.GDU	6.5X26
LOFT BRICK LIGHT GREIGE	A56WLOBR-LGE.G0U	6.5X26	LOFT BRICK LIGHT GREIGE DECOR	A56WLOBR-LGE.GDU	6.5X26
LOFT BRICK GREY	A56WLOBR-GY0.G0U	6.5X26	LOFT BRICK GREY DECOR	A56WLOBR-GY0.GDU	6.5X26
LOFT BRICK BLACK	A56WLOBR-BK0.G0U	6.5X26	LOFT BRICK BLACK DECOR	A56WLOBR-BK0.GDU	6.5X26
LOFT BRICK WARM WHITE	A56WLOBR-WW0.G0U	6.5X26	LOFT BRICK WARM WHITE DECOR	A56WLOBR-WW0.GDU	6.5X26
LOFT BRICK BEIGE	A56WLOBR-BE0.G0U	6.5X26	LOFT BRICK BEIGE DECOR	A56WLOBR-BE0.GDU	6.5X26
LOFT BRICK BROWN	A56WLOBR-BR0.G0U	6.5X26	LOFT BRICK BROWN DECOR	A56WLOBR-BR0.GDU	6.5X26
LOFT BRICK GREIGE	A56WLOBR-GE0.G0U	6.5X26	LOFT BRICK GREIGE DECOR	A56WLOBR-GE0.GDU	6.5X26
LOFT BRICK LIGHT GREEN	A56WLOBR-LV0.G0U	6.5X26	LOFT BRICK LIGHT GREEN DECOR	A56WLOBR-LV0.GDU	6.5X26
LOFT BRICK YELLOW	A56WLOBR-YE0.G0U	6.5X26	LOFT BRICK YELLOW DECOR	A56WLOBR-YE0.GDU	6.5X26

WALL: AQUARELA BEIGE DECOR 25X90 CM

AQUARELA

WALL: AQUARELA BEIGE 30X90 CM,
AQUARELA BEIGE DECOR 30X90 CM
FLOOR: REVIVE CONCRETE BLADE BEIGE
60X60 CM

AQUARELA

C/R LS HS N M

30x90 cm
11.81”x35.43”

Name	Code	Size(CM)
AQUARELA WHITE	A39RAQLA-WHE.M6X0R	30X90
AQUARELA BEIGE	A39RAQLA-BEE.M6X0R	30X90
AQUARELA GREY	A39RAQLA-GRY.M6X0R	30X90
AQUARELA BLUE	A39RAQLA-BLE.M6X0R	30X90
AQUARELA BEIGE DECOR	A39RAQLA-BEE.MLX0R	30X90
AQUARELA GREY DECOR	A39RAQLA-GRY.MLX0R	30X90
AQUARELA BLUE DECOR	A39RAQLA-BLE.MLX0R	30X90

PACKAGING | IMBALLI | EMBALLAGES | VERPAKUNGEN | УПАКОВКА

Sizes (cm)	Thickness (mm)	Pz X	M² X	Kg X	X Sp. Pallet	M² X Sp. Pallet	kg X Sp. Pallet
30x90	10	7	1.89	33.00	48	90.72	1600.00

AQUARELA WHITE

LS

AQUARELA BEIGE

LS

AQUARELA BEIGE DECOR

30X90 cm / 11.81”x35.43”

HS

AQUARELA GREY

LS

AQUARELA GREY DECOR

30X90 cm / 11.81”x35.43”

HS

AQUARELA BLUE

LS

AQUARELA BLUE DECOR

30X90 cm / 11.81”x35.43”

HS

MARE

WALL: MARE LIGHT BLUE 30X90 CM,
MARE SEA LIGHT BLUE 30X90 CM

MARE

C/R | LS | HS | N | M

30x90 cm
11.81”x35.43”

Name	Code	Size(CM)
MARE OFF WHITE	A39RMARE-OWH.M6X0R	30X90
MARE LIGHT BLUE	A39RMARE-LIB.M6X0R	30X90
MARE BEIGE	A39RMARE-BEE.M6X0R	30X90
MARE ROSE	A39RMARE-RSE.M6X0R	30X90
MARE SEA GREEN	A39RMARE-SEG.M6X0R	30X90

Name	Code	Size(CM)
MARE OFF WHITE DECOR	A39RMARE-OWH.MWX0R	30X90
MARE LIGHT BLUE DECOR	A39RMARE-LIB.MWX0R	30X90
MARE BEIGE DECOR	A39RMARE-BEE.MWX0R	30X90
MARE ROSE DECOR	A39RMARE-RSE.MWX0R	30X90
MARE SEA GREEN DECOR	A39RMARE-SEG.MWX0R	30X90

PACKAGING | IMBALLI | EMBALLAGES | VERPAKUNGEN | УПАКОВКА

Sizes (cm)	Thickness (mm)	Pz X	M² X	Kg X	X Sp. Pallet	M² X Sp. Pallet	kg X Sp. Pallet
30x90	10	7	1.89	33.00	48	90.72	1600.00

MARE OFF WHITE

LS

MARE SEA GREEN

LS

MARE LIGHT BLUE

LS

MARE BEIGE

LS

MARE ROSE

LS

MARE

C/R LS HS N M

MARE OFF WHITE DECOR

30X90 cm / 11.81”x35.43”

HS

MARE SEA GREEN DECOR

30X90 cm / 11.81”x35.43”

HS

MARE LIGHT BLUE DECOR

30X90 cm / 11.81”x35.43”

HS

MARE BEIGE DECOR

30X90 cm / 11.81”x35.43”

HS

MARE ROSE DECOR

30X90 cm / 11.81”x35.43”

HS

WALL: MARE ROSE 30X90 CM,
MARE ROSE DECOR 30X90 CM

WALL: SPATULA WHITE DECOR 30X90 CM

SPATULA

WALL: SPATULA TERRA COTA 30X90 CM,
SPATULA WHITE DECOR 30X90 CM
FLOOR : SUGI BAN WOOD KASSHOKU
BROWN 19.5X120 CM

WALL: SPATULA DENIM BLUE 40X80 CM,
SPATULA MIX DECOR 40X80 CM

SPATULA

C/R | LS | HS | N | M

30x90 cm
11.81”x35.43”

Name	Code	Size(CM)
SPATULA WHITE	A39RSPTL-WHE.M6X0R	30X90
SPATULA BEIGE	A39RSPTL-BEE.M6X0R	30X90
SPATULA TORTORA	A39RSPTL-TOR.M6X0R	30X90
SPATULA TERRACOTTA	A39RSPTL-TCO.M6X0R	30X90
SPATULA DENIM BLUE	A39RSPTL-DMB.M6X0R	30X90
SPATULA TURQUOISE	A39RSPTL-TQS.M6X0R	30X90

Name	Code	Size(CM)
SPATULA OFF WHITE DECOR	A39RSPTL-WHE.MJX0R	30X90
SPATULA BEIGE DECOR	A39RSPTL-BEE.MJX0R	30X90
SPATULA TORTORA DECOR	A39RSPTL-TOR.MJX0R	30X90
SPATULA TERRACOTTA DECOR	A39RSPTL-TCO.MJX0R	30X90
SPATULA DENIM BLUE DECOR	A39RSPTL-DMB.MJX0R	30X90
SPATULA TURQUOISE DECOR	A39RSPTL-TQS.MJX0R	30X90

PACKAGING | IMBALLI | EMBALLAGES | VERPAKUNGEN | УПАКОВКА

Sizes (cm)	Thickness (mm)	Pz X	M² X	Kg X	X Sp. Pallet	M² X Sp. Pallet	kg X Sp. Pallet
30x90	10	7	1.89	33.00	48	90.72	1600.00

SPATULA WHITE

LS

SPATULA BEIGE

LS

SPATULA TURQUOISE

LS

SPATULA TORTORA

LS

SPATULA DENIM BLUE

LS

SPATULA TERRA COTTA

LS

SPATULA

C/R LS HS N M

SPATULA WHITE DECOR

30X90 cm / 11.81”x35.43”

HS

SPATULA BEIGE DECOR

30X90 cm / 11.81”x35.43”

HS

SPATULA TURQUOISE DECOR

30X90 cm / 11.81”x35.43”

HS

SPATULA TORTORA DECOR

30X90 cm / 11.81”x35.43”

HS

SPATULA DENIM DECOR

30X90 cm / 11.81”x35.43”

HS

SPATULA TERRA COTTA DECOR

30X90 cm / 11.81”x35.43”

HS

WALL: SPATULA BEIGE DECOR 30X90 CM

SPATULA

C/R LS HS N M

40x80 cm
15.74”x31.49”

Name	Code	Size(CM)	Name	Code	Size(CM)
SPATULA WHITE	A48RSPTL-WHE.M6X0R	40X80	SPATULA WHITE DECOR	A48RSPTL-WHE.MJX0R	40X80
SPATULA DARK GREY	A48RSPTL-DKG.M6X0R	40X80	SPATULA DARK GREY DECOR	A48RSPTL-DKG.MJX0R	40X80
SPATULA DENIM BLUE	A48RSPTL-DMB.M6X0R	40X80	SPATULA DENIM BLUE DECOR	A48RSPTL-DMB.MJX0R	40X80
SPATULA IVORY	A48RSPTL-IVO.M6X0R	40X80	SPATULA IVORY DECOR	A48RSPTL-IVO.MJX0R	40X80
SPATULA BEIGE	A48RSPTL-BEE.M6X0R	40X80	SPATULA BEIGE DECOR	A48RSPTL-BEE.MJX0R	40X80
SPATULA TORTORA	A48RSPTL-TOR.M6X0R	40X80	SPATULA TORTORA DECOR	A48RSPTL-TOR.MJX0R	40X80
SPATULA BROWN	A48RSPTL-BRN.M6X0R	40X80	SPATULA BROWN DECOR	A48RSPTL-BRN.MJX0R	40X80
SPATULA MIX DECOR	A48RSPTL-MS2.MDX0R	40X80			

PACKAGING | IMBALLI | EMBALLAGES | VERPAKUNGEN | УПАКОВКА

Sizes (cm)	Thickness (mm)	Pz X	M² X	Kg X	X Sq. Pallet	M² X Sq. Pallet	kg X Sq. Pallet
40X80	10.5	4	1.28	25.00	44	56.32	1100.00

SPATULA IVORY

LS

SPATULA WHITE

LS

SPATULA BEIGE

LS

SPATULA DARK GREY

LS

SPATULA TORTORA

LS

SPATULA DENIM BLUE

LS

SPATULA BROWN

LS

SPATULA

C/R S LS HS N M

SPATULA WHITE DECOR

40x80 cm / 15.74"x31.49"

HS

SPATULA DARK GREY DECOR

40x80 cm / 15.74"x31.49"

HS

SPATULA BROWN DECOR



40x80 cm / 15.74"x31.49"

HS

SPATULA IVORY DECOR

40x80 cm / 15.74"x31.49"

HS

SPATULA BEIGE DECOR

40x80 cm / 15.74"x31.49"

HS

SPATULA TORTORA DECOR

40x80 cm / 15.74"x31.49"

HS

SPATULA BROWN DECOR

40x80 cm / 15.74"x31.49"

HS

SPATULA MIX DECOR

40x80 cm / 15.74"x31.49"

S

WALL: TENDER WHITE 30X90 CM,
TENDER BEIGE DECOR 3 30X90 CM

TENDER

WALL: TENDER BEIGE 30X90 CM, TENDER AQUA 30X90 CM, TENDER AQUA DECOR 30X90 CM

TENDER

C/R | LS | HS | N | M

30x90 cm
11.81”x35.43”

Name	Code	Size(CM)	Name	Code	Size(CM)
TENDER WHITE	A39RTNDR-OWH.K6X0R	30X90	TENDER WHITE DECOR	A39RTNDR-OWH.KFX0R	30X90
TENDER BEIGE	A39RTNDR-BEE.K6X0R	30X90	TENDER BEIGE DECOR	A39RTNDR-BEE.KFX0R	30X90
TENDER AQUA	A39RTNDR-AQM.K6X0R	30X90	TENDER AQUA DECOR	A39RTNDR-AQM.KFX0R	30X90

PACKAGING | IMBALLI | EMBALLAGES | VERPAKUNGEN | УПАКОВКА

Sizes (cm)	Thickness (mm)	Pz X	M² X	Kg X	X Sp. Pallet	M² X Sp. Pallet	kg X Sp. Pallet
30x90	10	7	1.89	33.00	48	90.72	1600.00

TENDER WHITE

LS

TENDER WHITE DECOR

30X90 cm / 11.81”x35.43”

HS

TENDER BEIGE

LS

TENDER BEIGE DECOR

30X90 cm / 11.81”x35.43”

HS

TENDER AQUA

LS

TENDER AQUA DECOR

30X90 cm / 11.81”x35.43”

HS

WALL: GRAZ GREIGE LEAF DECOR 30X100 CM

GRAZ

WALL: GRAZ LIGHT BEIGE 30X100 CM, GRAZ BEIGE WAVE DECOR 30X100 CM, GRAZ GREIGE LEAF DECOR 30X100 CM
FLOOR: CIRCLE WOOD BROWN 19.5X120 CM



GRAZ

C/R | S | LS | HS | N | M

30x100 cm
11.81”x39.37”

GRAZE LIGHT GREY

GRAZE LIGHT GREIGE

GRAZ LIGHT BEIGE

GRAZE GREY WAVE DECOR

30X100 cm / 11.81”x39.37”

LS

GRAZE GREIGE WAVE DECOR

30X100 cm / 11.81”x39.37”

LS

GRAZE BEIGE WAVE DECOR

30X100 cm / 11.81”x39.37”

LS

GRAZE GREY LEAF DECOR

30X100 cm / 11.81”x39.37”

HS

GRAZE GREIGE LEAF DECOR

30X100 cm / 11.81”x39.37”

HS

GRAZ BEIGE LEAF DECOR

30X100 cm / 11.81”x39.37”

LS

PACKAGING | IMBALLI | EMBALLAGES | VERPAKUNGEN | УПАКОВКА

Sizes (cm)	Thickness (mm)	Pz X	M² X	Kg X	X Sq. Pallet	M² X Sq. Pallet	kg X Sq. Pallet
30X100	9.5	4	1.20	24.50	40	48.00	1,080.00

Name	Code	Size(CM)	Name	Code	Size(CM)	Name	Code	Size(CM)
GRAZ LIGHT GREY	A31RZGRZ-LGY.M0R	30x100	GRAZ GREY WAVE DECOR	A31RZGRZ-GY0.MWR	30x100	GRAZ GREY LEAF DECOR	A31RZGRZ-GY0.MDR	30x100
GRAZ LIGHT GREIGE	A31RZGRZ-LGE.M0R	30x100	GRAZ GREIGE WAVE DECOR	A31RZGRZ-GE0.MWR	30x100	GRAZ GREY LEAF DECOR	A31RZGRZ-GE0.MDR	30x100
GRAZ LIGHT BEIGE	A31RZGRZ-LBE.M0R	30x100	GRAZ BEIGE WAVE DECOR	A31RZGRZ-BE0.MWR	30x100	GRAZ BEIGE LEAF DECOR	A31RZGRZ-BE0.MDR	30x100

WALL: LINZ GREIGE DOTTED LINE DECOR 30X100 CM

LINZ

WALL: LINZ GREIGE 30X100 CM, LINZ GREIGE DAMASCO DECOR 30X100 CM, LINZ GREIGE DOTTED LINE DECOR 30X100 CM
FLOOR: SHINE STONE IVORY 60X60 CM

LINZ

C/R S LS N M

30x100 cm
11.81”x39.37”

LINZ GREY

LINZ GREIGE

LINZ GREY DOTTED LINE DECOR

30X100 cm / 11.81”x39.37”

LS

LINZ GREIGE DOTTED LINE DECOR

30X100 cm / 11.81”x39.37”

LS

LINZ GREY DAMASCO DECOR

30X100 cm / 11.81”x39.37”

LS

LINZ GREIGE DAMASCO DECOR

30X100 cm / 11.81”x39.37”

LS

PACKAGING | IMBALLI | EMBALLAGES | VERPAKUNGEN | УПАКОВКА

Sizes (cm)	Thickness (mm)	Pz X	M² X	Kg X	X Sq. Pallet	M² X Sq. Pallet	kg X Sq. Pallet
30X100	9.5	4	1.20	24.50	40	48.00	1,080.00

LINZ BEIGE

LINZ BEIGE DOTTED LINE DECOR

30X100 cm / 11.81”x39.37”

LS

LINZ BEIGE DAMASCO DECOR



30X100 cm / 11.81”x39.37”

LS

Name	Code	Size(CM)	Name	Code	Size(CM)	Name	Code	Size(CM)
LINZ GREY	A31RZLIZ-GY0.M0R	30x100	LINZ GREY DOTTED LINE DECOR	A31RZLIZ-GY0.MLR	30x100	LINZ GREY DAMASCO DECOR	A31RZLIZ-GY0.MDR	30x100
LINZ GREIGE	A31RZLIZ-GE0.M0R	30x100	LINZ GREIGE DOTTED LINE DECOR	A31RZLIZ-GE0.MLR	30x100	LINZ GREY DAMASCO DECOR	A31RZLIZ-GE0.MDR	30x100
LINZ BEIGE	A31RZLIZ-BE0.M0R	30x100	LINZ BEIGE DOTTED LINE DECOR	A31RZLIZ-BE0.MLR	30x100	LINZ BEIGE DAMASCO DECOR	A31RZLIZ-BE0.MDR	30x100

PEARLS

WALL: PEARLS LIGHT GREY 30X100 CM, PEARLS LIGHT BEIGE 30X100 CM, PEARLS BEIGE DECOR 30X100 CM

PEARLS

C/R | S | LS | N | HG

30x100 cm
11.81”x39.37”

PEARLS LIGHT GREY

PEARLS GREY

PEARLS LIGHT GREY DECOR

30X100 cm / 11.81”x39.37”

LS

PEARLS GREY DECOR

30X100 cm / 11.81”x39.37”

LS

PEARLS AQUA DECOR



30X100 cm / 11.81”x39.37”

LS

PEARLS BLUE DECOR



30X100 cm / 11.81”x39.37”

LS

PACKAGING | IMBALLI | EMBALLAGES | VERPAKUNGEN | УПАКОВКА

Sizes (cm)	Thickness (mm)	Pz X	M² X	Kg X	X Sq. Pallet	M² X Sq. Pallet	kg X Sq. Pallet
30X100	9.5	4	1.20	24.50	40	48.00	1,080.00

PEARLS LIGHT BEIGE

PEARLS LIGHT BEIGE DECOR

30X100 cm / 11.81”x39.37”

LS

PEARLS BEIGE DECOR



30X100 cm / 11.81”x39.37”

LS

PEARLS GOLD DECOR



30X100 cm / 11.81”x39.37”

LS

Name	Code	Size(CM)	Name	Code	Size(CM)	Name	Code	Size(CM)
PEARLS LIGHT GREY	A31RETPL-LIG.H6X0R	30x100	PEARLS LIGHT GREY DECOR	A31RETPL-LIG.HOX0R	30x100	PEARLS GOLD DECOR	A31RETPL-GOD.HOX0R	30x100
PEARLS GREY	A31RETPL-GRY.H6X0R	30x100	PEARLS GREY DECOR	A31RETPL-GRY.HOX0R	30x100	PEARLS AQUA DECOR	A31RETPL-AQM.HOX0R	30x100
PEARLS LIGHT BEIGE	A31RETPL-LBE.H6X0R	30x100	PEARLS LIGHT BEIGE DECOR	A31RETPL-LBE.HOX0R	30x100	PEARLS BLUE DECOR	A31RETPL-BLE.HOX0R	30x100
			PEARLS BEIGE DECOR	A31RETPL-BEE.HOX0R	30x100			

WALL: WAVE METAL WHITE 30X100 CM,
WAVE METAL GREY DECOR 2 30X100 CM

WAVE METAL

WALL: WAVE METAL WHITE 30X100 CM,
WAVE METAL GREY DECOR 3 30X100 CM

WAVE METAL

C/R S HS N HG M

30x100 cm
11.81”x39.37”

Name	Code	Size(CM)	Name	Code	Size(CM)
WAVE METAL WHITE	A31RWVMT-WHE.H0X0R	30x100			
WAVE METAL WHITE DECOR 1	A31RWVMT-WHE.HNX0R	30x100	WAVE METAL GREY DECOR 1	A31RWVMT-GRY.TNX0R	30x100
WAVE METAL WHITE DECOR 2	A31RWVMT-WHE.HJX0R	30x100	WAVE METAL GREY DECOR 2	A31RWVMT-GRY.TJX0R	30x100
WAVE METAL WHITE DECOR 3	A31RWVMT-WHE.HWX0R	30x100	WAVE METAL GREY DECOR 3	A31RWVMT-GRY.TWX0R	30x100

PACKAGING | IMBALLI | EMBALLAGES | VERPAKUNGEN | УПАКОВКА

Sizes (cm)	Thickness (mm)	Pz X	M² X	Kg X	X Sq. Pallet	M² X Sq. Pallet	kg X Sq. Pallet
30X100	9.5	4	1.20	24.50	40	48.00	1,080.00

WAVE METAL WHITE

S HG

WAVE METAL WHITE DECOR 1

30X100 cm / 11.81”x39.37”

HS HG

WAVE METAL GREY DECOR 1



30X100 cm / 11.81”x39.37”

HS M

WAVE METAL WHITE DECOR 2

30X100 cm / 11.81”x39.37”

HS HG

WAVE METAL GREY DECOR 2



30X100 cm / 11.81”x39.37”

HS M

WAVE METAL WHITE DECOR 3

30X100 cm / 11.81”x39.37”

HS HG

WAVE METAL GREY DECOR 3



30X100 cm / 11.81”x39.37”

HS M

WALL: BRAID GREY LINE DECOR 40X120 CM

BRAID

WALL: BRAID GREY 40X120 CM,
BRAID GREY LINE DECOR 40X120 CM
FLOOR: DESIGN CONCRETE CLAY 60X120 CM

BRAID

C/R | S | LS | HS | N | M

40x120 cm
15.74”x47.24”

Name	Code	Size(CM)
BRAID ANTIQUE WHITE	ARB45ZBRAANWZMLNLR	40X120
BRAID GREY	ARB45ZBRAGRYZMLNLR	40X120
BRAID MOCCASIN	ARB45ZBRAMOIZMLNLR	40X120
BRAID SANDY BROWN	ARB45ZBRASABZMLNLR	40X120

Name	Code	Size(CM)	Name	Code	Size(CM)
BRAID ANTIQUE WHITE DECOR	ARD45ZBRAANWZMLE1R	40X120	BRAID GREY LINE DECOR	ARD45ZBRAGRYZMLN1R	40X120
BRAID GREY DECOR	ARD45ZBRAGRYZMLE1R	40X120	BRAID SANDY BROWN LINE DECOR	ARD45ZBRASABZMLN1R	40X120
BRAID MOCCASIN DECOR	ARD45ZBRAMOIZMLE1R	40X120			
BRAID SANDY BROWN DECOR	ARD45ZBRASABZMLE1R	40X120			

PACKAGING | IMBALLI | EMBALLAGES | VERPAKUNGEN | УПАКОВКА

Sizes (cm)	Thickness (mm)	Pz X	M² X	Kg X	X Sq. Pallet	M² X Sq. Pallet	kg X Sq. Pallet
40x120	10.5	3	1.44	29.00	36	50.40	1,064.00

BRAID ANTIQUE WHITE

S

BRAID GREY

S

BRAID ANTIQUE WHITE DECOR

40x120 cm / 15.74”x47.24”

LS

BRAID GREY DECOR

40x120 cm / 15.74”x47.24”

LS

BRAID GREY LINE DECOR

40x120 cm / 15.74”x47.24”

HS

BRAID

C/R S LS HS N M

BRAID MOCCASIN

S

BRAID SANDY BROWN

S

BRAID MOCCASIN DECOR

40x120 cm / 15.74"x47.24"

LS

BRAID SANDY BROWN DECOR

40x120 cm / 15.74"x47.24"

LS

BRAID SANDY BROWN LINE DECOR

40x120 cm / 15.74"x47.24"

HS

WALL: BRAID GREY 40X120 CM,
BRAID GREY LINE DECOR 40X120 CM
FLOOR: SHINE STONE BEIGE 75X75 CM

WALL: MATERIA WHITE 40X120CM, MATERIA WHITE DECOR 60X120 CM

MATERIA

WALL: MATERIA WHITE 40X120CM, MATERIA WHITE DECOR 60X120 CM
FLOOR: SUGI BAN WOOD KASSHOKU BROWN 19.5X120 CM

MATERIA

C/R S HS N M

40x120 cm
15.74”x47.24”

Name	Code	Size(CM)
MATERIA WHITE	A45RMATE-WHE.K0X0R	40X120
MATERIA WHITE DECOR	A45RMATE-WHE.KGX0R	40X120

PACKAGING | IMBALLI | EMBALLAGES | VERPAKUNGEN | УПАКОВКА

Sizes (cm)	Thickness (mm)	Pz X	M² X	Kg X	X Sq. Pallet	M² X Sq. Pallet	kg X Sq. Pallet
40x120	10.5	3	1.44	29.00	36	50.40	1,064.00

MATERIA WHITE

S

MATERIA WHITE DECOR

40x120 cm / 15.74”x47.24”

HS



PIQUE

WALL: PIQUE ANTIQUE WHITE 40X120 CM, PIQUE SANDY BROWN 40X120 CM, PIQUE SILVER DAMASCAS DECOR 40X120 CM
FLOOR: DESIGN CONCRETE SAND 60X60 CM

PIQUE

C/R | S | LS | HS | N | M

40x120 cm
15.74”x47.24”

Name	Code	Size(CM)	Name	Code	Size(CM)
PIQUE ANTIQUE WHITE	ARB45ZPQEANWZMSNLR	40x120	PIQUE ANTIQUE WHITE DECOR	ARD45ZPQEANWZMSSR	40x120
PIQUE SILVER	ARB45ZPQESIRZMSNLR	40x120	PIQUE SILVER DECOR	ARD45ZPQEPEPZMSSR	40x120
PIQUE PEACH PUFF	ARB45ZPQEPEPZMSNLR	40x120	PIQUE PEACH PUFF DECOR	ARD45ZPQESIRZMSSR	40x120
PIQUE SANDY BROWN	ARB45ZPQESABZMSNLR	40x120	PIQUE SANDY BROWN DECOR	ARD45ZPQESABZMSSR	40x120

Name	Code	Size(CM)
PIQUE SANDY BROWN SQUARE DÉCOR	ARD45ZPQESABZMLQ1R	40x120
PIQUE PEACH PUFF LEAF DÉCOR	ARD45ZPQEPEPZMLQ1R	40x120

PACKAGING | IMBALLI | EMBALLAGES | VERPAKUNGEN | УПАКОВКА

Sizes (cm)	Thickness (mm)	Pz X	M² X	Kg X	X Sq. Pallet	M² X Sq. Pallet	kg X Sq. Pallet
40x120	10.5	3	1.44	29.00	36	50.40	1,064.00

PIQUE ANTIQUE WHITE

S

PIQUE SILVER

S

PIQUE ANTIQUE WHITE DECOR

40x120 cm / 15.74”x47.24”

LS

PIQUE SILVER DECOR

40x120 cm / 15.74”x47.24”

LS

PIQUE PEACH PUFF LEAF DÉCOR



40x120 cm / 15.74”x47.24”

LS

PIQUE

C/R S LS HS N M

PIQUE PEACH PUFF

S

PIQUE SANDY BROWN

S

PIQUE PEACH PUFF DECOR

40x120 cm / 15.74"x47.24"

LS

PIQUE SANDY BROWN DECOR

40x120 cm / 15.74"x47.24"

LS

PIQUE SANDY BROWN SQUARE DÉCOR

40x120 cm / 15.74"x47.24"

HS

WALL: PIQUE PEACH PUFF 40X120 CM,
PIQUE SANDY BROWN SQUARE DECOR 40X120 CM

WALL: TAUT WHITE DECOR 40X120 CM

TAUT

WALL: TAUT WHITE 40X120 CM, TAUT SALVIA 40X120 CM, TAUT TORTORA MIX DECOR 40X120 CM,
FLOOR: TAUT SALVIA 40X120 CM

TAUT

C/R | LS | HS | N | M

40x120 cm
15.74”x47.24”

Name	Code	Size(CM)
TAUT WHITE	ARB45TAUTWHEZMLNLR	40X120
TAUT BEIGE	ARB45TAUTBEEZMLNLR	40X120
TAUT TORTORA	ARB45TAUTTORZMLNLR	40X120
TAUT GREY	ARB45TAUTGRYZMLNLR	40X120
TAUT BROWN GREY	ARB45TAUTBGYZMLNLR	40X120
TAUT BLUE	ARB45TAUTBLEZMLNLR	40X120
TAUT SALVIA	ARB45TAUTSLVZMLNLR	40X120
TAUT WHITE DECOR	ARD45TAUTWHEZMHD1R	40X120
TAUT BEIGE DECOR	ARD45TAUTBEEZMHD1R	40X120
TAUT TORTORA DECOR	ARD45TAUTTORZMHD1R	40X120
TAUT GREY DECOR	ARD45TAUTGRYZMHD1R	40X120
TAUT BROWN GREY DECOR	ARD45TAUTBGYZMHD1R	40X120
TAUT BLUE DECOR	ARD45TAUTDLEZMHD1R	40X120
TAUT SALVIA DECOR	ARD45TAUTSLVZMHD1R	40X120
TAUT MIX DECOR	ARD45TAUTMS2ZMHN1R	40X120

PACKAGING | IMBALLI | EMBALLAGES | VERPAKUNGEN | УПАКОВКА

Sizes (cm)	Thickness (mm)	Pz X	M² X	Kg X	X Sq. Pallet	M² X Sq. Pallet	kg X Sq. Pallet
40x120	10.5	3	1.44	29.00	36	50.40	1,064.00

TAUT WHITE

LS

TAUT BEIGE

LS

TAUT TORTORA

LS

TAUT GREY

LS

TAUT BROWN GREY

LS

TAUT BLUE

LS

TAUT SALVIA

LS

TAUT

C/R LS HS N M

TAUT WHITE DECOR

40x120 cm / 15.74"x47.24"

HS

TAUT BEIGE DECOR

40x120 cm / 15.74"x47.24"

HS

TAUT TORTORA DECOR

40x120 cm / 15.74"x47.24"

HS

TAUT GREY DECOR

40x120 cm / 15.74"x47.24"

HS

TAUT BROWN GREY DECOR

40x120 cm / 15.74"x47.24"

HS

TAUT BLUE DECOR

40x120 cm / 15.74"x47.24"

HS

TAUT SALVIA DECOR

40x120 cm / 15.74"x47.24"

HS

WALL: TAUT TORTORA MIX DECOR 40X120 CM

TAUT TORTORA MIX DECOR

40x120 cm / 15.74"x47.24"

HS

PRODUCT GUIDE

GUIDA AL PRODOTTO
GUIDE AU PRODUIT
INFORMATIONEN ZUM PRODUKT
GUÍA DEL PRODUCTO
РУКОВОДСТВО ПО ПРОДУКТУ

TECHNICAL FEATURES

CARATTERISTICHE TECNICHE | CARACTÉRISTIQUES TECHNIQUES | TECHNISCHE EIGENSCHAFTEN | CARACTERÍSTICAS TÉCNICAS | ТЕХНИЧЕСКИЕ ОСОБЕННОСТИ

RED BODY AND WHITE BODY CERAMIC TILES (BIII):

Red body and white body Ceramic tiles are made with finest quality clays and with chamotte (a ceramic raw material with high percentage of silica). These raw materials are submitted to dry grinding and suitably mixed and wet and then pressed with hydraulic presses. Quick-cycle support firing is obtained via roller kilns reaching temperatures of approximately 1130 °C. After biscuit glazing, the vitrified product is sintered in a single-layer roller kiln at approximately 1030 °C. The resulting wall tiles have an average bending strength that is higher than 16 N/mm2 in accordance with the UNI EN ISO10545-4 standard and a water absorption level that is higher than 10 %; they belong to the BIII (GL) group according to the International Standard ISO 13006 and UNI EN 14411 standard. This class of products shows virtually no shrinkage during firing; therefore such dimensional consistency results in extremely easy laying.

ADVICE ON LAYING
Ceramic Red/ White body tiles can be laid using either tile adhesives or cement mortar. Under no circumstances should the tiles be wet before laying when using acrylic or vinyl resin based adhesives or two- component organic solvent based adhesives. When laying large sized tiles it is best to adopt the two layer spreading method and, when the laying surface is very large, to provide for suitable expansion joints which must not be spaced more than 4-5 linear meters apart from one another.

IMPORTANT POINTS TO REMEMBER WHILE LAYING THESE TILES
- When laying on wet concrete or plaster, leave to dry for at least one week for each centimetre of thickness.
- When laying on brick, never lay on tile adhesive measuring more than 4-5 mm in thickness. For laying on flexible supports (for example plasterboard panels, polymer panels, etc.) which may result in movement of the tiles, we advise laying on tile adhesive measuring no more than 2-3 mm in thickness and to use class C2 or D1 glues.
- For laying on waterproof brick, which prevents the release of damp, we advise laying on tile adhesive measuring no more than 3 mm in thickness and to use class C2 or D1 glues.
- Avoid laying without expansion joints or joints where stress due to expansion is released directly onto the tile.

CERAMICA A PASTA ROSSA E A PASTA BIANCA (BIII) :

Le piastrelle di ceramica a pasta rossa e a pasta bianca sono prodotte con argille e chamotte (materia prima ceramica con un'alta percentuale di silicio) della migliore qualità. Le materie prime vengono miscelate attraverso un processo chiamato macinazione a secco e quindi pressate con presse idrauliche. Segue un ciclo rapido di cottura in forni rotanti alla temperatura massima di circa 1130°C. Dopo la biscottatura di vetrinatura, il prodotto smaltato viene sintetizzato in un forno rotante a singolo strato a circa 1030°C. Le piastrelle ottenute hanno una resistenza a flessione media superiore a 16/mm2, conformemente allo standard UNI EN ISO10545-4 e un livello di assorbimento idrico superiore al 10%, il che le classifica nel gruppo BIII GL in base allo standard ISO 13006 UNI EN 14411. Questa classe di prodotti non mostra praticamente alcun ritiro durante la cottura; una consistenza di questo tipo consente pertanto una posa estremamente facile.

CONSIGLI PER LA POSA
Le piastrelle di ceramica a pasta rossa o bianca possono essere posate sia utilizzando adesivi per piastrelle che malta cementizia. In nessun caso le piastrelle devono essere bagnate prima della posa quando si usano adesivi a base di resine acriliche o viniliche o adesivi a base di solventi organici a due componenti. Quando si posano piastrelle di dimensioni maggiori, è meglio utilizzare il sistema di spargimento a due strati e, quando la superficie di posa è molto ampia, fornire idonei giunti di espansione a non più di 4-5 metri lineari l'uno dall'altro.

PUNTI IMPORTANTI DA RICORDARE DURANTE LA POSA DI QUESTE PIASTRELLE
- Quando si posa su cemento o intonaco bagnato, lasciare asciugare per almeno una settimana per ciascun centimetro di spessore.
- Quando si posa su mattoni, non usare mai adesivo per piastrelle di spessore superiore a 4-5 mm. Per la posa su supporti flessibili (per esempio pannelli di cartongesso, pannelli polimerici, ecc.) che possono provocare movimenti nelle piastrelle, consigliamo di posare con adesivo per piastrelle di spessore non superiore a 2-3 mm e di utilizzare colle di classe C2 o D1.
- Per la posa su mattoni impermeabili, che impediscono l'eliminazione dell'umidità, consigliamo di posare con adesivo per piastrelle di spessore non superiore a 3 mm e di utilizzare colle di classe C2 o D1.
- Evitare di posare senza giunti di espansione o con giunti in cui la tensione di espansione è scaricata direttamente sulla piastrella.

CARREAUX CÉRAMIQUES À PÂTE ROUGE ET PÂTE BLANCHE (BIII) :

Les carreaux céramique à pâte rouge ou blanche sont faits à base d'argile et de chamotte de très haute qualité (une matière première céramique à forte teneur en silice). Les matières premières sont mélangées grâce à un procédé appelé broyage à sec, puis pressées à l'aide de presses hydrauliques. La cuisson à cycle rapide se fait ensuite à l'aide de fours à rouleaux dont les températures sont d'environ 1130°C. Après l'émaillage de biscuits, le produit vitrifié est fritté dans un four à rouleaux monocouche à environ 1030°C. Les carreaux muraux obtenus ont une résistance à la flexion moyenne supérieure à 16/mm2 conformément à la norme UNI EN ISO10545-4 et un taux d'absorption d'eau supérieur à 10% ; classés dans le groupe BIII GL conformément à la norme ISO 13006 UNI EN 14411 Ce groupe de produits ne présente pratiquement aucune retraite pendant la cuisson et par conséquent, une telle stabilité dimensionnelle facilite considérablement la pose.

RECOMMANDATIONS EN MATIÈRE DE POSE
Les carreaux céramiques en pâte rouge ou blanche peuvent être posés soit à l'aide de colles pour carrelage, soit à l'aide de mortier de ciment. Les carreaux ne doivent en aucun cas être humides avant la pose en cas d'utilisation de colles à base de résine acrylique ou vinylique ou en cas d'utilisation de colles à base de solvant organique bi-composants. Lors de la pose de carreaux de grande taille et lorsque la surface de pose est assez importante, il est préférable d'adopter le procédé d'épandage bi-couches, pour garantir des joints de dilatation appropriés qui ne doivent pas être espacés de plus de 4 à 5 mètres linéaires l'un de l'autre.

POINTS IMPORTANTS À PRENDRE EN CONSIDÉRATION LORS DE LA POSE DE CES CARREAUX
- Lors de la pose sur du béton ou du plâtre frais, laissez sécher pendant au moins une semaine pour chaque centimètre d'épaisseur.
- Lors de la pose sur des briques, évitez de poser sur de la colle pour carrelage de plus de 4 à 5 mm d'épaisseur. Pour la pose sur des supports flexibles (par exemple plaques de plâtre, panneaux de polymère, etc.) pouvant impliquer la mobilité des carreaux, nous vous recommandons de poser sur la colle pour carrelage d'une épaisseur ne dépassant pas 2 à 3 mm et d'utiliser du mortier-colle de classe C2 ou D1.
- Pour la pose sur des briques imperméables ne refoulant pas d'humidité, nous vous recommandons de poser sur la colle pour carrelage d'une épaisseur ne dépassant pas 3 mm et d'utiliser du mortier-colle de classe C2 ou D1.
- Évitez de poser sans joints de dilatation ou des joints où la contrainte, en raison de la dilatation, est directement exercée sur le carreau.

ROTSCHERBIGE UND WEISSSCHERBIGE KERAMIKFLIESEN (BIII) :

Rotscherbige oder weißscherbige Keramikfliesen können entweder mit Fliesenkleber oder Zementmörtel verlegt werden. Unter keinen Umständen sollten die Fliesen vor dem Verlegen nass sein, wenn auf Acryl- oder Vinylharz-basierte Kleber oder Zweikomponentenkleber auf Basis von organischen Lösungsmitteln verwendet werden. Beim Verlegen von großformatigen Fliesen ist es am besten, eine Verteilungsmethode aus zwei Schichten zu übernehmen und, sollte die Verlegefläche sehr groß sein, geeignete Dehnungsfugen einzuhalten, die nicht mehr als 4-5 Laufmeter von einander entfernt sind.

TIPPS ZUR VERLEGUNG
Rotscherbige oder weißscherbige Keramikfliesen können entweder mit Fliesenkleber oder Zementmörtel verlegt werden. Unter keinen Umständen sollten die Fliesen vor dem Verlegen nass sein, wenn auf Acryl- oder Vinylharz-basierte Kleber oder Zweikomponentenkleber auf Basis von organischen Lösungsmitteln verwendet werden. Beim Verlegen von großformatigen Fliesen ist es am besten, eine Verteilungsmethode aus zwei Schichten zu übernehmen und, sollte die Verlegefläche sehr groß sein, geeignete Dehnungsfugen einzuhalten, die nicht mehr als 4-5 Laufmeter von einander entfernt sind.

BEIM VERLEGEN DER FLIESEN UNBEDINGT BEACHTEN
- Beim Verlegen auf nassem Beton oder Putz pro Zentimeter Dicke mindestens eine Woche trocknen lassen.
- Beim Verlegen auf Ziegel sollte der Fliesenkleber mit höchstens 4-5 mm Dicke aufgetragen werden. Beim Verlegen auf flexiblen Trägern (beispielsweise Gipskartonplatten, Polymerplatten, usw.) bei denen es zu Bewegungen der Fliesen kommen kann, empfehlen wir die Verlegung auf Fliesenkleber mit einer Dicke von höchstens 2-3 mm und die Verwendung von Klebern der Klasse C2 oder D1.
- Beim Verlegen auf wasserdichten Ziegeln, die eine Freisetzung der Feuchtigkeit verhindern, empfehlen wir die Verlegung auf Fliesenkleber mit einer Dicke von höchstens 3 mm und die Verwendung von Klebern der Klasse C2 oder D1.
- Vermeiden Sie ein Verlegen ohne Dehnungsfugen oder Fugen, bei denen sich Druck direkt durch eine Ausdehnung direkt auf die Fliesen auswirken kann.

CERÁMICA PASTA ROJA O BLANCA (BIII) :

Los azulejos cerámicos en rojo y blanco son elaborados con arcilla y chamota (una materia prima de cerámica con un alto porcentaje de sílice) de la mejor calidad. Las materias primas se mezclan utilizando un proceso llamado amolado seco y después son prensadas utilizando presas hidráulicas. Un horneado de apoyo en ciclo rápido sigue en el proceso utilizando hornos rotativos que alcanzan temperaturas de aproximadamente 1130 °C. Después del vidriado, el producto vitrificado se sinteriza en un horno rotativo de una sola capa a aproximadamente 1030 °C. Los azulejos de pared resultantes tienen una resistencia de flexión promedio de más de 16/mm2 de acuerdo a la norma UNI EN ISO10545-4 y un nivel de absorción de agua de más del 10 %; clasificado como perteneciente al grupo BIII GL de acuerdo a la norma ISO 13006 UNI EN 14411. Esta clase de productos virtualmente muestra una nada de merma al momento de su cocción, y es a esto que se deben tales resultados de consistencia dimensional en una colocación extremadamente fácil.

SUGERENCIAS PARA SU COLOCACION
Los azulejos cerámicos en rojo o blanco pueden ser colocados utilizando ya sean adhesivos de azulejos o morteros de cemento. Los azulejos no deben estar húmedos bajo ninguna circunstancia antes de su colocación al utilizar adhesivos hechos con resina de vinil o resina acrílica, o adhesivos con base de solventes orgánicos con dos componentes. Al colocar azulejos de gran tamaño, es mejor adoptar el método de distribución de dos capas, y cuando la superficie de colocación es muy extensa, proporcionar juntas de dilatación apropiadas, las cuales no deben tener un espacio de más de 4 a 5 metros lineales entre cada una.

PUNTOS IMPORTANTES A RECORDAR AL COLOCAR ESTOS AZULEJOS
- Cuando se coloquen sobre concreto o yeso húmedo, deje secar por lo menos durante una semana por cada centímetro de grosor.
- Cuando coloque un ladrillo, nunca lo coloque sobre adhesivo de azulejos que mida más de a 5 mm de grosor. Para colocar sobre soportes flexibles (como por ejemplo paneles de yeso, paneles de polímero, etc.), lo que puede resultar en movimiento de los azulejos; sugerimos colocar sobre un adhesivo de azulejos que no mida más de 2 a 3 mm en grosor y utilizar pegamentos clase C2 o D1.
- Para colocar sobre ladrillos a prueba de agua, los cuales previenen la liberación de humedad, sugerimos colocar los azulejos sobre adhesivo de azulejos que no midan más de 3 mm de grosor, y utilizar pegamentos clase C2 o D1.
- Evite la colocación de los azulejos sin juntas de dilatación o donde la presión debido a la expansión se libera de forma directa en el azulejo.

Керамическая плитка красное и белое тело

Керамическая плитка из красной и белой глины изготавливается из высококачественных сортов глины и шамота (керамического сырья с высоким содержанием кварца). Эти материалы подвергаются сухому измельчению, смешиваются и увлажняются, после чего формуются гидравлическим прессом. Быстрый обжиг осуществляется в печах с роликовым подом, достигающих температуры около 1100°C. После бисквитного обжига остеклованный продукт спекается в однослойной печи с роликовым подом при температуре около 1130°C. Полученная настенная плитка имеет среднюю прочность на изгиб более 16 mrre в соответствии со стандартом DIN EN ISO10545-4 и уровень водопоглощения выше 10%; она относится к группе BIII (GL) согласно стандарту ISO 13006 UNI EN 14411. Данный класс продукции практически не демонстрирует усадки при обжиге; следовательно, такая стабильность размеров выражается в крайне легкой укладке.

СОВЕТ ПО УКЛАДКЕ
Керамическая плитка из красной или белой глины может укладываться либо на плиточный клей, либо на цементный раствор. Ни в коем случае не допускайте намокания плитки перед укладкой при использовании клея на основе акриловой или виниловой смолы, или на основе двухкомпонентного органического растворителя. При укладке плитки крупного размера лучше всего применять двухслойный метод нанесения и, при очень большой поверхности укладки, использовать компенсационные швы, расположенные не более чем в 4-5 погонных метрах друг от друга.

ВАЖНЫЕ МОМЕНТЫ ПРИ УКЛАДКЕ ТАКОЙ ПЛИТКИ
- При укладке на влажный бетон или штукатурку дайте подсохнуть не менее одной недели на каждый сантиметр толщины.
- При укладке на кирпич никогда не наносите слой плиточного клея толще 4-5 мм. При укладке на гибкую опору (например, гипсокартонные или полимерные панели и т.д.), что может привести к перемещению плитки, мы рекомендуем наносить слой плиточного клея не более 2-3 мм толщиной и использовать клей класса C2 или D1.
- При укладке на огнеупорный кирпич, предотвращающий выход влаги, мы рекомендуем наносить слой плиточного клея не более 3 мм толщиной и использовать клей класса C2 или D1.
- Избегайте укладки без компенсационных швов в местах, где нагрузка при расширении приходится прямо на плитку.

TECHNICAL CHARACTERISTICS - RED BODY AND WHITE BODY CERAMIC TILES (BIII)

CARATTERISTICHE TECNICHE - CERAMICA A PASTA ROSSA E A PASTA BIANCA (BIII)
CARACTÉRISTIQUES TECHNIQUES - CARREAUX CÉRAMIQUES À PÂTE ROUGE ET PÂTE BLANCHE (BIII)
TECHNISCHE EIGENSCHAFTEN - ROTSCHERBIGE UND WEISSSCHERBIGE KERAMIKFLIESEN (BIII)
CARACTERÍSTICAS TÉCNICAS - CERÁMICA PASTA ROJA O BLANCA (BIII)
ТЕХНИЧЕСКИЕ ХАРАКТЕРИСТИКИ - КЕРАМИЧЕСКАЯ ПЛИТКА КРАСНОЕ И БЕЛОЕ ТЕЛО (BIII)

	TEST DESCRIPTION DESCRIZIONE DEL TESTO DESCRIPTION D'ESSAI TESTBESCHREIBUNG DESCRIPCIÓN DE LA PRUEBA ОПИСАНИЕ ИСПЫТАНИЯ	**STANDARD TEST METHOD** METODO DI PROVA MÉTHODE D'ESSAI STANDARD STANDARD-TESTMETHODE MÉTODO DE PRUEBA ESTÁNDAR СТАНДАРТНЫЙ ИСПЫТАТЕЛЬНЫЙ МЕТОД	**INTERNATIONAL STANDARD ISO 13006** REQUISITI PREVISTI DALLA NORMA ISO 13006 NORME INTERNATIONALE ISO 13006 INTERNATIONALER STANDARD ISO 13006 NORMA INTERNACIONAL ISO 13006 МЕЖДУНАРОДНЫЙ СТАНДАРТ ISO 13006	**RAK CERAMICS SPECIFICATIONS** RAK CERAMICS - SPECIFICHE SPÉCIFICATIONS RAK CERAMICS RAK CERAMICS SPEZIFIKATIONEN RAK CERAMICS ESPECIFICACIONES СПЕЦИФИКАЦИИ RAK CERAMICS
	LENGTH & WIDTH LUNGHEZZA LARGHEZZA LONGUEUR & LARGEUR LÄNGE UND BREITE LONGITUD Y ANCHO ДЛИНА И ШИРИНА	BS EN ISO 10545-2	+/- 0.5%	+/- 0.3%
	THICKNESS SPESSORE EPAISSEUR STÄRKE GROSOR ТОЛЩИНА	BS EN ISO 10545-2	+/-10%	+/- 5.0%
	RECTANGLE SQUARENESS ORTOGONALITÀ RETTANGOLARE RECTANGULAIRE ÉQUERRAGE RECHTECKIGEN RECHTWINKLIGKEIT CUADRATURA RECTANGULAR ПРЯМОУГОЛЬНОСТЬ	BS EN ISO 10545-2	+/- 0.5%	+/- 0.4%
90°	**STRAIGHTNESS OF SIDES** RETTILINEITA' DEI LATI RECTITUDE DES CÔTÉS GERADHEIT DER SEITEN RECTITUD DE LOS LADOS ПРЯМОЛИНЕЙНОСТЬ СТОРОН	BS EN ISO 10545-2	+/- 0.5%	+/- 0.3%
	SURFACE FLATNESS PLANARITÀ DELLA SUPERFICIE PLANÉITÉ DE SURFACE OBERFLÄCHENEBENHEIT HORIZONTALIDAD DE LA SUPERFICIE ПЛОСКОСТЬ ПОВЕРХНОСТИ	BS EN ISO 10545-2	+/- 0.5%	+/- 0.3%
H_2O	**WATER ABSORPTION** ASSORBIMENTO DELL'ACQUA ABSORPTION D'EAU WASSERABSCHEIDUNG ABSORCIÓN DE AGUA ВОДОПОГЛОЩЕНИЕ	BS EN ISO 10545-3	10% < E <= 20%	10% <E <= 18%
	MODULUS OF RUPTURE MODULO DI ROTTURA MODULE DE RUPTURE BIEGEFESTIGKEIT MÓDULO DE ROTURA ПРОЧНОСТЬ НА ИЗЛОМ **THICKNESS > = 7.5MM** SPESSORE > = 7.5MM ÉPAISSEUR > = 7.5MM STÄRKE > = 7.5MM GROSOR > = 7.5MM ТОЛЩИНА > = 7.5MM **THICKNESS < = 7.5MM** SPESSORE < = 7.5MM ÉPAISSEUR < = 7.5MM STÄRKE < = 7.5MM GROSOR < = 7.5MM ТОЛЩИНА > = 7.5MM	BS EN ISO 10545-4	 >=12 N/MM2 >=15 N/MM2	 >=16 N/MM2 >=16 N/MM2

	TEST DESCRIPTION DESCRIZIONE DEL TESTO DESCRIPTION D'ESSAI TESTBESCHREIBUNG DESCRIPCIÓN DE LA PRUEBA ОПИСАНИЕ ИСПЫТАНИЯ	**STANDARD TEST METHOD** METODO DI PROVA MÉTHODE D'ESSAI STANDARD STANDARD-TESTMETHODE MÉTODO DE PRUEBA ESTÁNDAR СТАНДАРТНЫЙ ИСПЫТАТЕЛЬНЫЙ МЕТОД	**INTERNATIONAL STANDARD ISO 13006** REQUISITI PREVISTI DALLA NORMA ISO 13006 NORME INTERNATIONALE ISO 13006 INTERNATIONALER STANDARD ISO 13006 NORMA INTERNACIONAL ISO 13006 МЕЖДУНАРОДНЫЙ СТАНДАРТ ISO 13006	**RAK CERAMICS SPECIFICATIONS** RAK CERAMICS - SPECIFICHE SPÉCIFICATIONS RAK CERAMICS RAK CERAMICS SPEZIFIKATIONEN RAK CERAMICS ESPECIFICACIONES СПЕЦИФИКАЦИИ RAK CERAMICS
KG	**BREAKING STRENGTH** RESISTENZA ALLA ROTTURA RÉSISTANCE À LA RUPTURE BRUCHSTÄRKE RESISTENCIA DE ROTURA ПРОЧНОСТЬ НА РАЗРЫВ **THICKNESS > = 7.5MM** SPESSORE > = 7.5MM ÉPAISSEUR > = 7.5MM STÄRKE > = 7.5MM GROSOR > = 7.5MM ТОЛЩИНА > = 7.5MM **THICKNESS < = 7.5MM** SPESSORE < = 7.5MM ÉPAISSEUR < = 7.5MM STÄRKE < = 7.5MM GROSOR < = 7.5MM ТОЛЩИНА > = 7.5MM	BS EN ISO 10545-4	 >=600N >=200N	 >=650N >=400N
	RESISTANCE TO SURFACE ABRASION RESISTENZA ALL'ABRASIONE SUPERFICIALE RÉSISTANCE À L'ABRASION DE SURFACE RESISTENZ GEGEN OBERFLÄCHENABRIEB. RESISTENCIA A LA ABRASIÓN SUPERFICIAL СТОЙКОСТЬ К ИСТИРАНИЮ ПОВЕРХНОСТИ	BS EN ISO 10545-7	**MANUFACTURER TO STATE ABRASION CLASS** CLASSE DI ABRASIONE INDICATA DAL PRODUTTORE LE FABRICANT DOIT INDIQUER LA CLASSE D'ABRASION HERSTELLER ZUR ANGABE DER ABRIEBKLASSE FABRICADO SEGÚN EL TIPO DE ABRASIÓN ESPECIFICADO ИЗГОТОВЛЕНО СОГЛАСНО КЛАССУ ИСТИРАНИЯ	**CLASS 2 - 4** CLASSE 2-4 CLASSE 2 - 4 KLASSE 2 - 4 CLASE 2 – 4 КЛАСС 2 – 4
+ -	**RESISTANCE TO THERMAL SHOCK** RESISTENZA AGLI SHOCK TERMICI RÉSISTANCE AUX CHOCS THERMIQUES RESISTENZ GEGEN THERMALSCHOCK RESISTENCIA AL CHOQUE TÉRMICO СТОЙКОСТЬ К ТЕПЛОВОМУ УДАРУ	BS EN ISO 10545-9	**NO VISIBLE DEFECT** NESSUN DIFETTO VISIBILE AUCUN DÉFAUT VISIBLE KEINE VISUELLEN DEFEKTE SIN DEFECTOS VISIBLES НЕТ ВИДИМЫХ ДЕФЕКТОВ	**NO VISIBLE DEFECT** NESSUN DIFETTO VISIBILE AUCUN DÉFAUT VISIBLE KEINE VISUELLEN DEFEKTE SIN DEFECTOS VISIBLES НЕТ ВИДИМЫХ ДЕФЕКТОВ
	CRAZING RESISTANCE RESISTENZA ALLA SCREPOLATURA RÉSISTANCE AUX CRAQUELURES SUPERFICIELLES HAARRISS-RESISTENZ RESISTENCIA AL AGRIETAMIENTO СТОЙКОСТЬ К КРАКЕЛЮРУ	BS EN ISO 10545-11	**NO CRAZING** NESSUNA SCREPOLATURA AUCUNE CRAQUELURE KEIN BRUCH SIN AGRIETAMIENTO НЕТ КРАКЕЛЮРА	**NO CRAZING** NESSUNA SCREPOLATURA AUCUNE CRAQUELURE KEIN BRUCH SIN AGRIETAMIENTO НЕТ КРАКЕЛЮРА
	RESISTANCE TO CHEMICALS RESISTENZA AGLI AGENTI CHIMICI RÉSISTANCE AUX PRODUITS CHIMIQUES RESISTENZ GEGEN CHEMIKALIEN RESISTENCIA A LOS PRODUCTOS QUÍMICOS СТОЙКОСТЬ К ХИМИЧЕСКИМ ВЕЩЕСТВАМ	BS EN ISO 10545-13	**NO VISIBLE EFFECT** NESSUN EFFETTO VISIBILE AUCUN EFFET VISIBLE KEINE VISUELLEN EFFEKT SIN EFECTO VISIBLES ВИДИМОГО ВЛИЯНИЯ НЕТ	**NO VISIBLE EFFECT** NESSUN EFFETTO VISIBILE AUCUN EFFET VISIBLE KEINE VISUELLEN EFFEKT SIN EFECTO VISIBLES ВИДИМОГО ВЛИЯНИЯ НЕТ
	RESISTANCE TO STAINS RESISTENZA ALLE MACCHIE RÉSISTANCE AUX TACHESS RESISTENZ GEGEN FLECKEN RESISTENCIA A LAS MANCHAS СТОЙКОСТЬ К КРАСИТЕЛЯМ	BS EN ISO 10545-14	**MANUFACTURER TO STATE CLASS** CLASSE DI ABRASIONE LE FABRICANT DOIT INDIQUER LA CLASSE HERSTELLER ZUR ANGABE DER KLASSE FABRICADO SEGÚN LO ESPECIFICADO ИЗГОТОВЛЕНО СОГЛАСНО КЛАССУ	**STAIN REMOVED MIN. CLASS 4** RIMOZIONE DELLE MACCHIEMIN. CLASSE 4 ELIMINATION DES TACHES MIN. CLASSE 4 FLECKENENTFERNUNG MIN. KLASSE 4 MIN. REMOCIÓN DE MANCHAS. CLASE 4 ПЯТНО УДАЛЕНО МИН. КЛАСС 4
	SCRATCH HARDNESS : (MOH'S) INDICE DI DUREZZA (MOH'S) DURETÉ À LA RAYURE : (MOH'S) RITZHÄRTE: (MOH'S) DUREZA AL RAYADO: (MOH'S)	EN 101	-	4 - 6

Note : Shade variation across the batches is inherent to the manufacturing process and the pre-laying colour comparison is recommended.
Nota: Differenti lotti potrebbero essere soggetti a leggere variazioni di tonalita' dipendenti dai differenti processi di produzione. Si raccomanda sempre di confrontare i colori prima della posa.
Note: La variation de l'ombre à travers les lots est inhérente au processus de fabrication et la comparaison de couleur avant la pose est recommandée.
Hinweis: Durch den Herstellungsprozess kann es zu Farbabweichungen kommen. Es wird ein vorheriger Farbabgleich empfohlen.
Nota: La variación de tonalidad a través de los lotes es inherente al proceso de fabricación y es recomendable una comparación previa del color
Примечание: Производственному процессу свойственна вариация оттенков в зависимости от партии, в связи с чем перед укладкой рекомендуется провести цветовое сравнение.

TECHNICAL FEATURES

CARATTERISTICHE TECNICHE | CARACTÉRISTIQUES TECHNIQUES | TECHNISCHE EIGENSCHAFTEN | CARACTERÍSTICAS TÉCNICAS | ТЕХНИЧЕСКИЕ ОСОБЕННОСТИ

GRES WHITE BODY TILES (BIIA) :

Gres white body tiles are created by mixing raw materials including high quality white or red clays, quartz and feldspar in wet grinding ball mills. After grinding, a clay-based suspension of these materials called a slip is fed out of the mill then spray-dried to remove excess moisture. Following the spray drying process, the free flowing powder is pressed using advanced hydraulic presses with a specific pressing power exceeding 300 kg/cm2 in order to obtain a compact gres body. Once dried, the tiles are coated and decorated with glazes to make them aesthetically pleasing and meet our customers design requirements.
The glazed tile body is then fired in roller kilns where temperatures of approximately 1200 °C are reached. The resulting product is normally a medium-to-low porosity (3% to 5%) tile, in compliance with the International Standard ISO 13006 and European Standard UNI EN 14411 standard and rated as belongingAs for wear resistance, this will depend on the type and colour of glazing and may change according to different products or collections.
As a general rule, bright finishes are not recommended for heavy traffic floors or rooms opening onto outdoor areas, where sand or other abrasive materials are more likely to be brought in.

ADVICE ON LAYING
Our gres white body tiles can be laid using either traditional cement mortar or modern tile adhesives. When laying large size tiles, it is best to adopt the two-layer spreading system to ensure the adhesive is spread over 90 % of the tile surface. Quickly dipping each tile in water before installation will remove any dust on the back of the tile for perfect adhesion, however, do not wet the tiles if you are using vinyl, acrylic resin adhesives or two-component organic-solvent based adhesive. It is advisable to always incorporate suitable shrinkage-flexion joints (movement/expansion joints) which must not be spaced more than 4-5 metres apart from one another. These joints must be inserted not only between the tiles, but also reach the levelling compound below, consisting of either cement mortar or dry compound, depending on whether the tiles are set in the traditional manner or using a modern adhesive. The movement joints must be sealed with appropriate materials such as silicone or polyurethane-based sealants, depending on the anticipated traffic of the application area. Appropriate tile bedding layers should be used such as underlay, damp course, vapour barrier or any other layer necessary to prevent the tiles from detaching themselves or cracking due to water penetration.

MONOCOTTURA A PASTA BIANCA (BIIA)

Le piastrelle in MONOCOTTURA a pasta bianca vengono prodotte miscelando materie prime tra cui argille bianche di alta qualità, quarzo e feldspato in mulini a sfere per la macinazione ad umido. Dopo la macinazione, una sospensione di questi materiali a base di argilla, chiamata slip, viene estratta dal frantoio e essiccata a spruzzo per rimuovere l'umidità in eccesso. Dopo il processo di essiccazione a spruzzo, la polvere liberamente fluente viene pressata mediante presse idrauliche avanzate, con una capacità di compressione specifica superiore a 300 kg/cm2 al fine di ottenere un gres a pasta compatta. Una volta asciutte, le piastrelle sono rivestite e decorate con smalti che le rendano esteticamente gradevoli e soddisfino le richieste progettuali dei nostri clienti.
La pasta delle piastrelle smaltate viene quindi cotta in forni rotanti che raggiungono una temperatura di circa 1200°C. Il prodotto che ne risulta è in genere una piastrella di porosità medio-bassa (dal 3% al 5%), conformemente allo standard UNI EN 14411 e classificato nel gruppo BIIa GL con specifiche tecniche notevoli quali ad esempio la resistenza alla flessione finale (valore medio: 30N/mm2 conformemente allo standard UNI EN ISO 10545-4).
Per quanto riguarda la resistenza all'usura, questa dipende dal tipo e dal colore dello smalto e può cambiare in base ai prodotti o alle collezioni. Come regola generale, le finiture lucide non sono raccomandate per pavimenti ad alto traffico o per ambienti che danno all'esterno, in cui sabbia o altri materiali abrasivi possono penetrare più facilmente.

CONSIGLI PER LA POSA
Le nostre piastrelle in MONOCOTTURA a pasta bianca possono essere posate utilizzando o la tradizionale malta cementizia o i moderni adesivi per piastrelle. Quando si posano piastrelle di dimensioni maggiori, è meglio utilizzare il sistema di spargimento a due strati per assicurarsi che l'adesivo sia sparso almeno sul 90% della superficie della piastrella. Immergere rapidamente in acqua ciascuna piastrella prima della posa servirà a rimuovere la polvere dal retro della piastrella al fine di una perfetta adesione; tuttavia, non bagnare le piastrelle quando si usano adesivi a base di resine acriliche o viniliche o adesivi a base di solventi organici a due componenti. È consigliabile incorporare sempre idonei giunti di ritiro-flessione (giunti di movimento/espansione) che non devono essere distanziati più di 4-5 metri l'uno dall'altro. Questi giunti devono essere inseriti non solo tra le piastrelle, ma fino allo strato livellante sottostante, costituito o da malta cementizia o da composti asciutti, in base al tipo di posa utilizzato, se tradizionale o con adesivi moderni. I giunti di movimento devono essere sigillati con materiali idonei, quali sigillanti a base di silicone o poliuretano, in base al traffico previsto sull'area di posa. Occorre utilizzare strati di posa adeguati, quali sottostrati, strati impermeabili, barriere al vapore o qualsiasi altro strato necessario a evitare il distacco o la fessurazione delle piastrelle causata dalla penetrazione dell'acqua.

MONOCUISSON EN PÂTE BLANCHE (BIIA)

Les carrelages grès à pâte blanche résultent d'un mélange de matériaux, notamment de l'argile blanche haute qualité, du quartz et du feldspath dans de broyeurs à billes pour broyage humide. Après le broyage, une suspension à base d'argile de ces matériaux, appelée barbotine est extraite du broyeur puis séchée par pulvérisation pour éliminer l'excès d'humidité. À la suite du processus de séchage par pulvérisation, la poudre à écoulement libre est pressée à l'aide de presses hydrauliques sophistiquées d'une puissance de pressage spécifique supérieure à 300 kg/cm2, afin d'obtenir un bloc de grès compact. Une fois séchés, les carreaux sont revêtus et décorés de vernis pour les rendre esthétiquement agréables et pour répondre aux exigences des clients en matière de design.
Le corps du carreau verni est ensuite cuit dans des fours à rouleaux où des températures atteignent approximativement 1200°C. Le produit obtenu est normalement un carreau de porosité faible à moyenne (3% à 5%), conformément à la norme UNI EN 14411, et classé dans le groupe BIIa GL avec des spécifications techniques remarquables comme la résistance à la flexion (valeur moyenne : 30 N/mm2 conformément à la norme UNI EN ISO 10545-4).
En ce qui concerne la résistance à l'usure, elle est fonction du type et de la couleur de l'émaillage et peut varier en fonction de différents produits ou collections. En général, les finitions brillantes ne sont pas recommandées pour des sols ou pièces à forte circulation débouchant sur des aires extérieures où il est plus susceptible de prendre du sable ou d'autres matériaux abrasifs.

RECOMMANDATIONS EN MATIÈRE DE POSE
Nos carreaux en grès à pâte blanche peuvent être posés soit à l'aide de mortier de ciment traditionnel, soit à l'aide de colles modernes pour carrelage. Lors de la pose de carreaux de grande taille, il est préférable d'adopter le système d'épandage bi-couches pour s'assurer que la colle est répandue sur plus de 90% de la surface du carreau. Pour une meilleure adhésion, il est possible de plonger de manière rapide chaque carreau dans l'eau avant la pose. Cependant, évitez de mouiller les carreaux en cas d'utilisation de colles à base de résine acrylique ou vinylique ou en cas d'utilisation de colle à base de solvant organique bi-composants. Il est recommandé de toujours utiliser des joints de retrait-flexion (joints de mouvement/dilatation), lesquels ne doivent pas être espacés de plus de 4 à 5 mètres l'un de l'autre. Ces joints doivent non seulement être insérés entre les carreaux, mais aussi atteindre le mortier de nivellement en-dessous, constitué soit de mortier de ciment, soit de mortier sec selon que les carreaux sont posés de manière traditionnelle ou à l'aide de colle moderne. Les joints de mouvement doivent être scellés à l'aide de matériaux appropriés comme les enduits à base de silicone ou de polyuréthane, en fonction du trafic prévu au niveau de la d'application. Des couches d'encollage de carreaux appropriées doivent être utilisées, comme une sous-couche, un masque étanche, un pare-vapeur ou toute autre couche nécessaire pour empêcher les carreaux de se détacher ou de se fissurer en raison de l'infiltration d'eau.

WEISSES, GLASIERTES STEINZEUG (BIIA)

Weißes, glasiertes Steinzeug wird aus einem Mix von Rohmaterialien mit hochwertigem weißen Ton, Quarz und Feldspat hergestellt, die in Nassschleif-Kugelmühlen geschliffen werden. Nach dem Schleifen aus der Mühle eine Suspension auf Ton-Basis dieser Materialien, genannt Schlick, ausgegeben und dann sprühgetrocknet, um überschüssige Feuchtigkeit zu entfernen. Nach dem Sprühtrocknungsverfahren wird das frei fließende Pulver mit Hilfe einer hochmodernen Hydraulikpresse mit einer Presskraft von mehr als 300 kg/cm2 gepresst, um eine kompakte Greskörper zu erhalten. Nach dem Trocknen werden die Fliesen gemäß den Design-Anforderungen der Kunden beschichtet und mit Glasuren entsprechend dekoriert
Nach dem Beschichten werden die Fliesen in einem Rollenofen bei Temperaturen um die 1200°C gebrannt. Das Endprodukt ist in der Regel eine Fliese mit mittlerer bis geringer Porosität (3% bis 5%), die der UNI EN 14411-Norm entspricht und von der BIIa GL-Gruppe mit bemerkenswerten technischen Spezifikationen, die der Biegefestigkeit des Produkts (durchschnittlicher Wert: 30N/mm2 nach UNI EN ISO 10545-4) bewertet ist.
Die Verschleißfestigkeit ist von der Art und Farbe der Glasur abhängig und kann sich je nach unterschiedlichen Produkten oder Kollektionen ändern. Als allgemeine Regel gilt, dass helle Oberflächen nicht für Böden mit starker Belastung oder Räumen geeignet sind, die sich in Außenbereiche öffnen und sandige oder andere raue Materialien eher empfohlen sind.

TIPPS ZUR VERLEGUNG
Unser weißes, glasiertes Steinzeug kann entweder mit herkömmlichem Zementmörtel oder modernem Fliesenkleber verlegt werden. Beim Verlegen von großen Fliesen ist es angebracht, ein Zweischicht-Streusystem zu verwenden, um sicherzustellen, dass der Kleber sich über 90% der Oberfläche der Fliese verteilt. Durch ein schnelles Eintauchen der Fliese in Wasser direkt vor dem Auslegen wird der Staub auf der Rückseite dieser entfernt und eine perfekte Haftung garantiert. Befeuchten Sie Fliesen allerdings nicht, wenn Sie Vinyl- oder Acrylharzklebstoffe oder Zweikomponentenkleber verwenden, die auf organischen Lösungsmitteln basieren. Es wird empfohlen, geeignete Schrumpfgelenkfugen (Bewegungsfugen/Dehnfugen) zu verwenden, die nicht weiter als 4-5 Meter von einander entfernt sein dürfen. Diese Fugen müssen zwischen die Fliesen eingeführt und außerdem die Spachtelmasse darunter erreichen, die, abhängig davon, ob die Fliese auf die Traditionelle Weise oder mit modernem Fliesenkleber verlegt wird, entweder aus Zementmörtel oder einer trockenen Verbindung besteht. Abhängig von der Belastung der Fliesen müssen die Bewegungsfugen müssen mit geeigneten Dichtstoffen auf Silikon- oder Polyurethan-Basis abgedichtet werden. Um ein Ablösen oder Brechen der Fliese durch Wassereintritt zu vermeiden sollten geeignete Bettschichten, wie eine Dämmschicht, Dampfschicht oder andere Schichten als Unterlage verwendet werden.

MONOCOCCION DE PASTA BLANCA (BIIA)

Los azulejos blancos de gres son creados al mezclar materia prima que incluye arcillas blancas de alta calidad, cuarzo y feldespato en molinos de bolas para amolado húmedo. Después del amolado, una suspensión con base de arcilla de estos materiales llamado cola se toma del molino y se rocía hasta secarlo para eliminar humedad en exceso. Después del proceso de secado por rociado, el polvo suelto se prensa utilizando presas hidráulicas avanzadas con un poder de presión especifico de más de 300 kg/cm2 para obtener un cuerpo de gres compacto. Una vez ya secos, los azulejos son revestidos y decorados con vidriado para hacerlos estéticamente agradables y llenar los requisitos de diseño de nuestros clientes.
El azulejo vidriado entonces se cose en hornos rotativos en donde se alcanzan temperaturas de aproximadamente 1200 °C. El producto resultante es normalmente un azulejo de mediana a baja porosidad (3% a 5%), de acuerdo con la norma UNI EN 14411 y calificado como perteneciente al grupo BIIa GL con especificaciones tecnológicas notables tales como la resistencia de flexión (valor promedio: 30N/mm2 de acuerdo a la norma UNI EN ISO 10545-4).
En cuanto a resistencia por uso, ésta dependerá del tipo y color de vidriado, y puede cambiar de acuerdo a los diferentes productos y colecciones. Como regla general, no se recomiendan acabados brillantes para pisos de tráfico pesado o cuartos que salen hacia áreas exteriores, en donde arena u otros materiales abrasivos pueden ser llevados hacia el interior.

SUGERENCIAS PARA SU COLOCACION
Nuestros azulejos blancos de gres pueden ser colocados utilizando ya sea mortero de cemento tradicional o adhesivos modernos para azulejos. Cuando se coloquen azulejos de gran tamaño, es mejor adoptar el método de distribución de dos capas para asegurar que el adhesivo sea extendido sobre el 90 % de la superficie del azulejo. El bañar rápidamente cada azulejo en agua antes de la instalación eliminará cualquier cantidad de polvo de la parte trasera del azulejo para una adhesión perfecta; sin embargo, no moje los azulejos si está utilizando vinil, adhesivos de resina de acrílico o adhesivo con base de solvente orgánico de dos componentes. Se recomienda siempre incorporar juntas de dilatación -contracción (juntas de movimiento y expansión) apropiadas, las cuales no deben tener un espacio de más de 4 a 5 metros entre cada una. Estas juntas deben ser insertadas no solamente entre los azulejos, sino que también deben alcanzar el compuesto de nivelación bajo que consiste ya sea en mortero de cemento o compuesto seco, dependiendo si los azulejos son colocados de forma tradicional o utilizando un adhesivo moderno. Las juntas de movimiento deben ser selladas con materiales apropiados tales como sellantes con base de silicón o poliuretano, dependiendo del tráfico anticipado en el área de aplicación. Las capas de azulejos apropiados deben ser utilizadas como capa de refuerzo, aislante, barrera de vapor o cualquier otra capa necesaria para prevenir que los azulejos se despeguen o se rajen debido a penetración de agua.

ПЛИТКА ИЗ КЕРАМИЧЕСКОГО ГРАНИТА БЕЛОЕ ТЕЛО БЕЛОЕ ТЕЛО

Плитка из керамического гранита белое тело изготавливается путем смешения материалов, включающих белую или красную глину, кварц и полевой шпат в шаровых мельницах мокрого измельчения. После измельчения взвесь этих материалов на основе глины выводится из мельницы и осушивается распылением для удаления избыточной влаги. После процесса осушки распылением свободно текущий порошок прессуется с использованием современных гидравлических прессов под давлением свыше 300 кг/см2 для получения компактной формы. После сушки плитка покрывается и украшается глазурью для придания ей эстетического вида и соответствия требованиям
наших заказчиков.
Глазированная плитка обжигается в печах с роликовым подом при температуре около 1200°C. Конечный продукт обычно имеет среднюю или низкую пористость (3% и 5%) в соответствии со стандартом UNI EN 14411 и классифицируется как группа BIIa GL по таким технологическим спецификациям, как прочность продукта на изгиб (среднее значение: 30 Н/мм2 согласно UNI EN ISO 10545-4).
Что касается сопротивления износу, оно зависит от типа и цвета глазури и может меняться в зависимости от продукта или коллекции. Как правило, яркие отделки не рекомендуются для полов с тяжелым трафиком или комнат, выходящих на улицу, куда может заносится песок или другие абразивные материалы.

СОВЕТ ПО УКЛАДКЕ
Наша Плитка из керамического гранита белое тело может укладываться либо на традиционный цементный раствор, либо на современный плиточный клей. При укладке плитки большого размера лучше всего использовать систему двухслойного нанесения для обеспечения покрытия клеем более 90% поверхности плитки. Быстрое погружение каждой плитки в воду перед установкой удаляет пыль с тыльной стороны плитки для лучшего приклеивания, но не смачивайте плитку перед укладкой при использовании клея на основе акриловой или виниловой смолы, либо клея на основе двухкомпонентного органического растворителя. Рекомендуется всегда применять усадочные швы (деформационные/компенсационные швы), расположенные на расстоянии не более 4-5 метров друг от друга. Эти швы должны располагаться не только между плитками, но также достигать выравнивающую смесь под ней, состоящую из цементного раствора или сухой смеси в зависимости от того, укладывается ли плитка традиционным способом или с использованием современного клея. Деформационные швы должны запечатываться подходящими материалами, такими как силикон или уплотнительный материал на основе полиуретана, в зависимости от предполагаемого трафика в области применения. Должны использоваться подготовительные слои, такие как подстилающий слой, гидроизоляция, пароизоляция или другие слои, необходимые для предотвращения отщепления плитки или растрескивания в результате проникновения воды.

TECHNICAL CHARACTERISTICS - GRES WHITE BODY TILES (BIIA)

CARATTERISTICHE TECNICHE - MONOCOTTURA A PASTA BIANCA (BIIA)
CARACTÉRISTIQUES TECHNIQUES - MONOCUISSON EN PÂTE BLANCHE (BIIA)
TECHNISCHE EIGENSCHAFTEN - WEISSES, GLASIERTES STEINZEUG (BIIA)
CARACTERÍSTICAS TÉCNICAS - MONOCOCCION DE PASTA BLANCA (BIIA)
ТЕХНИЧЕСКИЕ ХАРАКТЕРИСТИКИ - ПЛИТКА ИЗ КЕРАМИЧЕСКОГО ГРАНИТА БЕЛОЕ ТЕЛО БЕЛОЕ ТЕЛО (BIIA)

	TEST DESCRIPTION DESCRIZIONE DEL TESTO DESCRIPTION D'ESSAI TESTBESCHREIBUNG DESCRIPCIÓN DE LA PRUEBA ОПИСАНИЕ ИСПЫТАНИЯ	**STANDARD TEST METHOD** METODO DI PROVA MÉTHODE D'ESSAI STANDARD STANDARD-TESTMETHODE MÉTODO DE PRUEBA ESTÁNDAR СТАНДАРТНЫЙ ИСПЫТАТЕЛЬНЫЙ МЕТОД	**INTERNATIONAL STANDARD ISO 13006** REQUISITI PREVISTI DALLA NORMA ISO 13006 NORME INTERNATIONALE ISO 13006 INTERNATIONALER STANDARD ISO 13006 NORMA INTERNACIONAL ISO 13006 МЕЖДУНАРОДНЫЙ СТАНДАРТ ISO 13006	**RAK CERAMICS SPECIFICATIONS** RAK CERAMICS - SPECIFICHE SPÉCIFICATIONS RAK CERAMICS RAK CERAMICS SPEZIFIKATIONEN RAK CERAMICS ESPECIFICACIONES СПЕЦИФИКАЦИИ RAK CERAMICS
	LENGTH & WIDTH LUNGHEZZA LARGHEZZA LONGUEUR & LARGEUR LÄNGE UND BREITE LONGITUD Y ANCHO ДЛИНА И ШИРИНА	BS EN ISO 10545-2	+/- 0.6%	+/- 0.3%
	THICKNESS SPESSORE EPAISSEUR STÄRKE GROSOR ТОЛЩИНА	BS EN ISO 10545-2	+/- 0.5%	+/- 5.0%
	RECTANGLE SQUARENESS ORTOGONALITÀ RETTANGOLARE RECTANGULAIRE ÉQUERRAGE RECHTECKIGEN RECHTWINKLIGKEIT CUADRATURA RECTANGULAR ПРЯМОУГОЛЬНОСТЬ	BS EN ISO 10545-2	+/- 0.5%	+/- 0.4%
90°	**STRAIGHTNESS OF SIDES** RETTILINEITA' DEI LATI RECTITUDE DES CÔTÉS GERADHEIT DER SEITEN RECTITUD DE LOS LADOS ПРЯМОЛИНЕЙНОСТЬ СТОРОН	BS EN ISO 10545-2	+/- 0.5%	+/- 0.3%
	SURFACE FLATNESS PLANARITÀ DELLA SUPERFICIE PLANÉITÉ DE SURFACE OBERFLÄCHENEBENHEIT HORIZONTALIDAD DE LA SUPERFICIE ПЛОСКОСТЬ ПОВЕРХНОСТИ	BS EN ISO 10545-2	+/- 0.5%	+/- 0.4%
H_2O	**WATER ABSORPTION** ASSORBIMENTO DELL'ACQUA ABSORPTION D'EAU WASSERABSCHEIDUNG ABSORCIÓN DE AGUA ВОДОПОГЛОЩЕНИЕ	BS EN ISO 10545-3	3% < E <= 6%	3% < E <= 5%
	MODULUS OF RUPTURE MODULO DI ROTTURA MODULE DE RUPTURE BIEGEFESTIGKEIT MÓDULO DE ROTURA ПРОЧНОСТЬ НА ИЗЛОМ	BS EN ISO 10545-4	>=22 N/MM2	>=30 N/MM2

	TEST DESCRIPTION DESCRIZIONE DEL TESTO DESCRIPTION D'ESSAI TESTBESCHREIBUNG DESCRIPCIÓN DE LA PRUEBA ОПИСАНИЕ ИСПЫТАНИЯ	**STANDARD TEST METHOD** METODO DI PROVA MÉTHODE D'ESSAI STANDARD STANDARD-TESTMETHODE MÉTODO DE PRUEBA ESTÁNDAR СТАНДАРТНЫЙ ИСПЫТАТЕЛЬНЫЙ МЕТОД	**INTERNATIONAL STANDARD ISO 13006** REQUISITI PREVISTI DALLA NORMA ISO 13006 NORME INTERNATIONALE ISO 13006 INTERNATIONALER STANDARD ISO 13006 NORMA INTERNACIONAL ISO 13006 МЕЖДУНАРОДНЫЙ СТАНДАРТ ISO 13006	**RAK CERAMICS SPECIFICATIONS** RAK CERAMICS - SPECIFICHE SPÉCIFICATIONS RAK CERAMICS RAK CERAMICS SPEZIFIKATIONEN RAK CERAMICS ESPECIFICACIONES СПЕЦИФИКАЦИИ RAK CERAMICS
KG	**BREAKING STRENGTH** RESISTENZA ALLA ROTTURA RÉSISTANCE À LA RUPTURE BRUCHSTÄRKE RESISTENCIA DE ROTURA ПРОЧНОСТЬ НА РАЗРЫВ **THICKNESS > = 7.5MM** SPESSORE > = 7.5MM ÉPAISSEUR > = 7.5MM STÄRKE > = 7.5MM GROSOR > = 7.5MM ТОЛЩИНА > = 7.5MM **THICKNESS < = 7.5MM** SPESSORE < = 7.5MM ÉPAISSEUR < = 7.5MM STÄRKE < = 7.5MM GROSOR < = 7.5MM ТОЛЩИНА > = 7.5MM	BS EN ISO 10545-4	>=1000N >=600N	>=1100N >=800N
	RESISTANCE TO SURFACE ABRASION RESISTENZA ALL'ABRASIONE SUPERFICIALE RÉSISTANCE À L'ABRASION DE SURFACE RESISTENZ GEGEN OBERFLÄCHENABRIEB RESISTENCIA A LA ABRASIÓN SUPERFICIAL СТОЙКОСТЬ К ИСТИРАНИЮ ПОВЕРХНОСТИ	BS EN ISO 10545-7	**MANUFACTURER TO STATE ABRASION CLASS** CLASSE DI ABRASIONE INDICATA DAL PRODUTTORE LE FABRICANT DOIT INDIQUER LA CLASSE D'ABRASION HERSTELLER ZUR ANGABE DER ABRIEBKLASSE FABRICADO SEGÚN EL TIPO DE ABRASIÓN ESPECIFICADO ИЗГОТОВЛЕНО СОГЛАСНО КЛАССУ ИСТИРАНИЯ	**CLASS 2 - 4** CLASSE 2-4 CLASSE 2 - 4 KLASSE 2 - 4 CLASE 2 – 4 КЛАСС 2 – 4
	RESISTANCE TO THERMAL SHOCK RESISTENZA AGLI SHOCK TERMICI RÉSISTANCE AUX CHOCS THERMIQUES RESISTENZ GEGEN THERMALSCHOCK RESISTENCIA AL CHOQUE TÉRMICO СТОЙКОСТЬ К ТЕПЛОВОМУ УДАРУ	BS EN ISO 10545-9	**NO VISIBLE DEFECT** NESSUN DIFETTO VISIBILE AUCUN DÉFAUT VISIBLE KEINE VISUELLEN DEFEKTE SIN DEFECTOS VISIBLES НЕТ ВИДИМЫХ ДЕФЕКТОВ	**NO VISIBLE DEFECT** NESSUN DIFETTO VISIBILE AUCUN DÉFAUT VISIBLE KEINE VISUELLEN DEFEKTE SIN DEFECTOS VISIBLES НЕТ ВИДИМЫХ ДЕФЕКТОВ
	CRAZING RESISTANCE RESISTENZA ALLA SCREPOLATURA RÉSISTANCE AUX CRAQUELURES SUPERFICIELLES HAARRISS-RESISTENZ RESISTENCIA AL AGRIETAMIENTO СТОЙКОСТЬ К КРАКЕЛЮРУ	BS EN ISO 10545-11	**NO CRAZING** NESSUNA SCREPOLATURA AUCUNE CRAQUELURE KEIN BRUCH SIN AGRIETAMIENTO НЕТ КРАКЕЛЮРА	**NO CRAZING** NESSUNA SCREPOLATURA AUCUNE CRAQUELURE KEIN BRUCH SIN AGRIETAMIENTO НЕТ КРАКЕЛЮРА
	RESISTANCE TO CHEMICALS RESISTENZA AGLI AGENTI CHIMICI RÉSISTANCE AUX PRODUITS CHIMIQUES RESISTENZ GEGEN CHEMIKALIEN RESISTENCIA A LOS PRODUCTOS QUÍMICOS СТОЙКОСТЬ К ХИМИЧЕСКИМ ВЕЩЕСТВАМ	BS EN ISO 10545-13	**NO VISIBLE EFFECT** NESSUN EFFETTO VISIBILE AUCUN EFFET VISIBLE KEINE VISUELLEN EFFEKT SIN EFECTO VISIBLES ВИДИМОГО ВЛИЯНИЯ НЕТ	**NO VISIBLE EFFECT** NESSUN EFFETTO VISIBILE AUCUN EFFET VISIBLE KEINE VISUELLEN EFFEKT SIN EFECTO VISIBLES ВИДИМОГО ВЛИЯНИЯ НЕТ
	RESISTANCE TO STAINS RESISTENZA ALLE MACCHIE RÉSISTANCE AUX TACHESS RESISTENZ GEGEN FLECKEN RESISTENCIA A LAS MANCHAS СТОЙКОСТЬ К КРАСИТЕЛЯМ	BS EN ISO 10545-14	**MANUFACTURER TO STATE CLASS** CLASSE DI ABRASIONE LE FABRICANT DOIT INDIQUER LA CLASSE HERSTELLER ZUR ANGABE DER KLASSE FABRICADO SEGÚN LO ESPECIFICADO ИЗГОТОВЛЕНО СОГЛАСНО КЛАССУ	**STAIN REMOVED MIN. CLASS 4** RIMOZIONE DELLE MACCHIEMIN. CLASSE 4 ELIMINATION DES TACHES MIN. CLASSE 4 FLECKENENTFERNUNG MIN. KLASSE 4 MIN. REMOCIÓN DE MANCHAS. CLASE 4 ПЯТНО УДАЛЕНО МИН. КЛАСС 4
	SCRATCH HARDNESS : (MOH'S) INDICE DI DUREZZA (MOH'S) DURETÉ À LA RAYURE : (MOH'S) RITZHÄRTE: (MOH'S) DUREZA AL RAYADO: (MOH´S)	EN 101	-	4 - 6

Note : Shade variation across the batches is inherent to the manufacturing process and the pre-laying colour comparison is recommended.
Nota: Differenti lotti potrebbero essere soggetti a leggere variazioni di tonalita' dipendenti dai differenti processi di produzione. Si raccomanda sempre di confrontare i colori prima della posa.
Note: La variation de l'ombre à travers les lots est inhérente au processus de fabrication et la comparaison de couleur avant la pose est recommandée.
Hinweis: Durch den Herstellungsprozess kann es zu Farbabweichungen kommen. Es wird ein vorheriger Farbabgleich empfohlen.
Nota: La variación de tonalidad a través de los lotes es inherente al proceso de fabricación y es recomendable una comparación previa del color
Примечание: Производственному процессу свойственна вариация оттенков в зависимости от партии, в связи с чем перед укладкой рекомендуется провести цветовое сравнение.

TECHNICAL FEATURES

CARATTERISTICHE TECNICHE | CARACTÉRISTIQUES TECHNIQUES | TECHNISCHE EIGENSCHAFTEN | CARACTERÍSTICAS TÉCNICAS | ТЕХНИЧЕСКИЕ ОСОБЕННОСТИ

PORCELAIN TILES (BIA - GL) :

Porcelain tiles are manufactured using pure, selectively imported raw materials mixed using the most advanced extraction and sorting techniques; they are obtained with a production process similar to that of single-fired tiles.
The resulting product is top-quality porcelain tile, obtained by raw materials wet grinding, followed by partial drying by spraying, silo storage to allow homogenization of properties, and pressing with highly efficient hydraulic presses up to specific pressures more than 500 kg/cm2. The high pressure combined with high firing temperature exceeding 1200 °C results in highly compact & strong ceramic surface with very low water absorption (lower than 0.4% according to UNI EN ISO 10545-3) and extremely high mechanical resistance (average value exceeding 40 N/mm2 according to UNI EN ISO 10545-4).
Thanks to their low porosity, these porcelain tiles are frost-proof and rated as belonging to the Bla GL class according to the International Standard ISO 13006 and European Standard UNI EN 14411 which requires water absorption ≤ 0.5%.
The MoR (modulus of rupture) in accordance with UNI EN ISO 10545-4 results to 40 N/mm2 while the required value is 35 N/mm2. RAK Ceramics porcelain tiles are available in a wide range of designs, sizes and finishes.

ADVICE ON LAYING
Although our porcelain tiles can be installed using traditional cement mortars, we advise using modern adhesives. While installing on wall, the two-layer spreading system is recommended to perfectly wet the back of the tile.
Quickly dipping each tile in water before installation will remove any dust on the back of the tile for perfect adhesion. Do not wet the tiles if you are using vinyl, acrylic resin adhesives or two-component organic-solvent based adhesive.
It is advisable to incorporate suitable shrinkage - flexion joints (movement/ expansion joints) when installing on large floors: the joints should never be spaced more than 4 - 5 linear meters apart indoors and 3 linear meters apart outdoors. Be careful while using strong coloured grouts as they might leave stains on the surface of the tiles that may be difficult to remove later.

GRES PORCELLANATO (BIA - GL) :

Le piastrelle in gres porcellanato vengono prodotte utilizzando materie prime d'importazione pure e selezionate, miscelate utilizzando le tecniche di estrazione e selezione più avanzate; esse sono prodotte inoltre con un processo simile a quello utilizzato per le piastrelle in monocottura.
Le materie prime vengono sottoposte ad un processo di macinazione ad umido, seguito da essiccazione a spruzzo parziale, stoccaggio in silos per consentirne l'omogeneizzazione, quindi la miscela viene pressata mediante presse idrauliche ad alta efficienza fino a pressioni specifiche superiori a 500 kg/cm2. L'alta pressione, insieme all'alta temperatura di cottura, superiore ai 1200°C, produce una superficie ceramica molto compatta e resistente, con un rapporto di assorbimento dell'acqua molto basso (inferiore allo 0,4%, conformemente allo standard UNI EN ISO 10545-3) e una resistenza meccanica estremamente alta (valore medio superiore a 40 N/mm2, conformemente allo standard UNI EN ISO 10545-4).
Grazie alla loro bassa porosità, queste piastrelle sono a prova di congelamento e classificate nel gruppo Bla GL in base allo standard europeo UNI EN 14411, che richiede un livello di assorbimento dell'acqua ≤ 0,5%.
Il modulo di rottura (MoR), conforme allo standard UNI EN ISO 10545-4, è di 40 N/mm2, contro un requisito minimo di 35 N/mm2. Le piastrelle porcellanate della RAK Ceramics sono disponibili in un'ampia gamma di forme, dimensioni e finiture.

CONSIGLI PER LA POSA
Anche se le nostre piastrelle di gres porcellanato possono essere posate mediante malte cementizie tradizionali, consigliamo gli adesivi moderni. Quando si posa su parete, si raccomanda il sistema di spargimento a due strati per bagnare perfettamente il retro della piastrella.
Immergere rapidamente in acqua ciascuna piastrella prima della posa servirà a rimuovere la polvere dal retro della piastrella al fine di una perfetta adesione; tuttavia, non bagnare le piastrelle quando si usano adesivi a base di resine acriliche o viniliche o adesivi a base di solventi organici a due componenti.
Quando si posa su pavimenti di ampie dimensioni è consigliabile incorporare idonei giunti di ritiro-flessione (giunti di movimento/espansione) che non devono essere distanziati più di 4-5 metri l'uno dall'altro negli ambienti interni o 3 metri lineari negli ambienti esterni. Prestare attenzione quando si usano stucchi molto colorati, poiché potrebbero lasciare sulla superficie delle piastrelle macchie che potrebbero risultare difficili da rimuovere in seguito.

CARREAUX EN GRÈS CÉRAME (BIA - GL) :

Les carreaux en grès cérame sont fabriqués à partir de matières premières pures sélectivement importées, mélangées à l'aide des techniques d'extraction et de tri des plus sophistiquées ; et leur fabrication nécessite un processus de production identique à celui des carreaux en monocuisson.
Les matières premières entament un processus de broyage humide suivi du séchage partiel par pulvérisation, du silotage pour assurer l'homogénéisation, puis le mélange est pressé grâce à des presses hydrauliques haute efficacité à une puissance de pressage spécifique de plus de 500 kg/cm2. Combinée à une température de cuisson élevée excédant 1200°C, la forte pression entraîne une surface céramique très compacte et solide à faible taux d'absorption d'eau (inférieur à 0,4% selon la norme UNI EN ISO 10545-3) et d'une résistance mécanique extrêmement élevée (valeur moyenne dépassant 40 N/mm2 selon la norme UNI EN ISO 10545-4).
Grâce à leur faible porosité, ces carreaux en grès cérame émaillés résistent au gel et sont classés dans le groupe Bla GL conformément à la norme européenne UNI EN 14411 exigeant un taux d'absorption d'eau ≤ 0,5%.
. Le module de rupture (MoR) conformément à la norme UNI EN ISO 10545-4 est de 40 N/mm2, alors que la valeur requise est de 35 N/mm2. Les carreaux en grès cérame émaillés de RAK Ceramics sont disponibles dans un large éventail de modèles, tailles et finitions.

RECOMMANDATIONS EN MATIÈRE DE POSE
Bien que nos carreaux en grès de cérame peuvent être posés à l'aide de mortiers de ciment traditionnels, nous recommandons l'utilisation de colles modernes. Lors de la pose sur des murs, le système d'épandage bi-couches est recommandé pour bien humidifier l'envers du carreau.
Pour une meilleure adhésion, il est possible de plonger de manière rapide chaque carreau dans l'eau avant la pose. Cependant, évitez de mouiller les carreaux en cas d'utilisation de colles à base de résine acrylique ou vinylique ou en cas d'utilisation de colle à base de solvant organique bi-composants.
Il est recommandé d'utiliser des joints de retrait-flexion (joints de mouvement/dilatation) lors de la pose sur des grandes surfaces : les joints ne doivent jamais être espacés l'un de l'autre de plus de 4 à 5 mètres linéaires à l'intérieur et de 3 mètres linéaires à l'extérieur. Faites preuve de prudence en cas d'utilisation de coulis colorés solides, lesquels peuvent laisser, sur la surface des carreaux, des taches qui peuvent être difficiles à éliminer plus tard.

FEINSTEINZEUG (BIA - GL) :

Feinsteinzeug wird aus reinen, ausgewählten Rohstoffen hergestellt und mit modernsten Extraktionsverfahren und Sortiertechniken gemischt. Sie werden in einem ähnlichen Prozess wie die Einbrandfliesen hergestellt.
Die Rohmaterialien werden einem Nassmahlverfahren, gefolgt von teilweiser Sprühtrockung unterzogen und zur Homogenisierung in Silos gelagert. Danach wird die Mischung mit hocheffizienten hydraulischen Pressen bei spezifischen Drücken von bis zu mehr als 500 kg/cm2 gepresst. Durch den hohen Druck in Kombination mit der hohen Brenntemperatur von über 1200°C entsteht eine sehr kompakte und starke keramische Oberfläche mit einer sehr geringen Wasseraufnahme (weniger als 0,4% nach UNI EN ISO 10545-3) und extrem hoher mechanischer Beständigkeit (Mittelwert von mehr als 40 N/mm2 nach UNI EN ISO 10545-4).
Dank der geringen Porosität sind diese Fliesen frostsicher und entsprechend der europäischen Norm UNI EN 14411, die eine Wasseraufnahme von ≤ 0,5% fordert, als Bla GL-Klasse bewertet.
Die Biegefestigkeit gemäß UNI EN ISO 10545-4 beträgt 40 N/mm2, während der benötigte Wert 35 N/mm2 beträgt. Die Porzellanfliesen von RAK Ceramics sind in einer Vielzahl an Designs, Größen und Ausführungen erhältlich.

TIPPS ZUR VERLEGUNG
Obwohl unsere Feinsteinzeug mit herkömmlichen Zementmörtel verlegt werden kann empfehlen wir den Einsatz moderner Klebstoffe. Beim Verlegen auf Wänden wird zur perfekten Benetzung der Rückseite der Fliesen das Zweischicht-Streusystem empfohlen.
Durch ein schnelles Eintauchen der Fliese in Wasser direkt vor dem Auslegen wird der Staub auf der Rückseite dieser entfernt und eine perfekte Haftung garantiert. Befeuchten Sie Fliesen allerdings nicht, wenn Sie Vinyl- oder Acrylharzklebstoffe oder Zweikomponentenkleber verwenden, die auf organischen Lösungsmitteln basieren.
Beim Verlegen großer Flächen wird empfohlen, geeignete Schrumpfgelenkfugen (Bewegungsfugen/Dehnfugen) zu verwenden, die nicht bei der Verlegung im Inneren nicht weiter als 4-5 Laufmeter und bei Verlegung im Äußeren nicht weiter als 3 Laufmeter von einander entfernt sein dürfen. Seien Sie bei der Verwendung von stark farbigem Mörtel vorsichtig, da dieser Flecken auf der Oberfläche der Fliese hinterlassen kann, die später schwierig zu entfernen sind.

PORCELÁNICO (BIA - GL) :

Los azulejos de porcelánico son elaborados utilizando material prima pura, importada selectivamente, mezclada utilizando las técnicas de extracción y clasificación más avanzadas; y son fabricados utilizando un proceso similar al utilizado con azulejos de cocción simple.
La materia prima pasa por un proceso de amolado húmedo, seguido por secado parcial con rociador, almacenamiento en silos para permitir la homogenización, y después la mezcla es prensada utilizando prensas hidráulicas de alta eficacia, que los lleva a presiones específicas de más de 500 kg/cm2. La alta presión combinada con una temperatura de cocción de más de 1200 °C resulta en una superficie cerámica altamente compacta y fuerte con poca absorción de agua (menor a 0.4% de acuerdo a la norma UNI EN ISO 10545-3) y resistencia mecánica extremadamente alta (el valor promedio sobrepasando 40 N/mm2 de acuerdo a la norma UNI EN ISO 10545-4).
Gracias a su baja porosidad, estos azulejos de porcelánico son a prueba de escarcha y calificados como pertenecientes a la clase Bla GL de acuerdo a la norma europea UNI EN 14411 la cual requiere absorción de agua ≤ 0.5%.
El módulo de ruptura (MoR) de acuerdo con UNI EN ISO 10545-4 es 40 N/mm2 mientras el valor requerido es de 35 N/mm2. Los azulejos de porcelánico esmaltado de RAK Ceramics están disponibles en una ancha gama de diseños, tamaños y acabados.

SUGERENCIAS PARA SU COLOCACION
Aunque nuestros azulejos de porcelánico pueden ser instalados utilizando morteros de cemento tradicionales, sugerimos utilizar adhesivos modernos. Al instalarlo en paredes, se recomienda el sistema de distribución de dos capas para humedecer perfectamente la parte posterior del azulejo.
El bañar rápidamente cada azulejo en agua antes de la instalación eliminará cualquier cantidad de polvo de la parte trasera del azulejo para una adhesión perfecta; sin embargo, no moje los azulejos si está utilizando vinil, adhesivos de resina de acrílico o adhesivo con base de solvente orgánico de dos componentes.
Se recomienda siempre incorporar juntas de dilatación -contracción (juntas de movimiento y expansión) apropiadas al instalar sobre pisos extensos: las juntas nunca deben ser colocadas a más de 4 o 5 metros lineales de espacio entre ellas en el interior, y 3 metros lineales de espacio entre ellas en el exterior. Tenga cuidado al utilizar lechada de color ya que pueden dejar manchas sobre la superficie de los azulejos que pueden ser difíciles de eliminar después.

ПЛИТКА ИЗ КЕРАМИЧЕСКОГО ГРАНИТА БЕЛОЕ ТЕЛО

Плитка из керамического гранита белое тело изготавливается из чистого, отборного сырья с использованием самых современных технологий экстракции и сортировки; она производится в процессе, аналогичном процессу для плитки однократного обжига.
Конечный продукт представляет собой высококачественную Плитка из керамического гранита белое тело , получаемую путем мокрого измельчения сырья с последующей частичной сушкой путем распыления, башенного хранения для гомогенизации свойств и прессования на высокоэффективных гидравлических прессах под давлением выше 500 кг/см2. Высокое давление в сочетании с высокой температурой обжига, превышающей 1200°C, создает чрезвычайно компактную и прочную керамическую поверхность с очень низким водопоглощением (менее 0,4% согласно UNI EN ISO 10545-3) и крайне высокой механической прочностью (среднее значение выше 50 Н/мм2 согласно UNI EN ISO10545-4).
Благодаря низкой пористости эта плитка является морозостойкой и классифицируется как класс Bla GL согласно Европейскому стандарту UNI EN 14411, требующему водопоглощения ≤ 0.5%.
Предел модуля излома в соответствии с UNI EN ISO 10545-4 составляет 40 Н/мм2, при требуемом значении 35 Н/мм2. Плитка из керамического гранита белое тело компании RAK Ceramics доступна в широком ассортименте дизайна, размеров и отделки.

СОВЕТ ПО УКЛАДКЕ
Хотя наша Плитка из керамического гранита белое тело может устанавливаться с использованием традиционных цементных растворов, мы рекомендуем использовать современные клеи. При установке на стену, для хорошего смачивания тыльной стороны плитки, мы рекомендуем использовать двухслойную систему нанесения клея.
Быстрое погружение каждой плитки в воду перед установкой удаляет пыль с тыльной стороны плитки для лучшего приклеивания. Не смачивайте плитку перед укладкой при использовании клея на основе акриловой или виниловой смолы либо клея на основе двухкомпонентного органического растворителя.
При укладке на большие площади рекомендуется применять усадочные швы (деформационные/компенсационные швы), расположенные на расстоянии не более 4-5 погонных метров друг от друга внутри помещений и 3 погонных метров друг от друга при укладке вне помещений. Будьте осторожны при использовании сильно окрашенных подливок, так как они могут оставлять пятна на поверхности плитки, которые может быть трудно удалить в последствии.

TECHNICAL CHARACTERISTICS - PORCELAIN TILES (BIA - GL)

CARATTERISTICHE TECNICHE - GRES PORCELLANATO (BIA -GL)
CARACTÉRISTIQUES TECHNIQUES - GRÈS CÉRAME (BIA - GL)
TECHNISCHE EIGENSCHAFTEN - FEINSTEINZEUG (BIA - GL)
CARACTERÍSTICAS TÉCNICAS - GRES PORCELÁNICO (BIA - GL)
ТЕХНИЧЕСКИЕ ХАРАКТЕРИСТИКИ - ПЛИТКА ИЗ КЕРАМИЧЕСКОГО ГРАНИТА БЕЛОЕ ТЕЛО (BIA - GL)

	TEST DESCRIPTION DESCRIZIONE DEL TESTO DESCRIPTION D'ESSAI TESTBESCHREIBUNG DESCRIPCIÓN DE LA PRUEBA ОПИСАНИЕ ИСПЫТАНИЯ	STANDARD TEST METHOD METODO DI PROVA MÉTHODE D'ESSAI STANDARD STANDARD-TESTMETHODE MÉTODO DE PRUEBA ESTÁNDAR СТАНДАРТНЫЙ ИСПЫТАТЕЛЬНЫЙ МЕТОД	INTERNATIONAL STANDARD ISO 13006 REQUISITI PREVISTI DALLA NORMA ISO 13006 NORME INTERNATIONALE ISO 13006 INTERNATIONALER STANDARD ISO 13006 NORMA INTERNACIONAL ISO 13006 МЕЖДУНАРОДНЫЙ СТАНДАРТ ISO 13006	RAK CERAMICS SPECIFICATIONS RAK CERAMICS - SPECIFICHE SPÉCIFICATIONS RAK CERAMICS RAK CERAMICS SPEZIFIKATIONEN RAK CERAMICS ESPECIFICACIONES СПЕЦИФИКАЦИИ RAK CERAMICS	
				(Rectified) (Rettificato) (Rectifié) (Berichtigt) (Rectificado) Ректифицированная	(Unrectified) (Non rettificato) Non rectifié) (Unberichtigt) (No rectificado) Неректифицированная
	LENGTH & WIDTH LUNGHEZZA LARGHEZZA LONGUEUR & LARGEUR LÄNGE UND BREITE LONGITUD Y ANCHO ДЛИНА И ШИРИНА	BS EN ISO 10545-2	+/- 0.6%	+/- 0.1%	+/- 0.3%
	THICKNESS SPESSORE EPAISSEUR STÄRKE GROSOR ТОЛЩИНА	BS EN ISO 10545-2	+/- 5.0%	+/- 5.0%	+/- 5.0%
	RECTANGLE SQUARENESS ORTOGONALITÀ RETTANGOLARE RECTANGULAIRE ÉQUERRAGE RECHTECKIGEN RECHTWINKLIGKEIT CUADRATURA RECTANGULAR ПРЯМОУГОЛЬНОСТЬ	BS EN ISO 10545-2	+/- 0.5%	+/- 0.2%	+/- 0.4%
90°	**STRAIGHTNESS OF SIDES** RETTILINEITA' DEI LATI RECTITUDE DES CÔTÉS GERADHEIT DER SEITEN RECTITUD DE LOS LADOS ПРЯМОЛИНЕЙНОСТЬ СТОРОН	BS EN ISO 10545-2	+/- 0.5%	+/- 0.2%	+/- 0.3%
	SURFACE FLATNESS PLANARITÀ DELLA SUPERFICIE PLANÉITÉ DE SURFACE OBERFLÄCHENEBENHEIT HORIZONTALIDAD DE LA SUPERFICIE ПЛОСКОСТЬ ПОВЕРХНОСТИ	BS EN ISO 10545-2	+/- 0.5%	+/- 0.3%	+/- 0.3%
H_2O	**WATER ABSORPTION** ASSORBIMENTO DELL'ACQUA ABSORPTION D'EAU WASSERABSCHEIDUNG ABSORCIÓN DE AGUA ВОДОПОГЛОЩЕНИЕ	BS EN ISO 10545-3	<= 0.5%	<= 0.4%	<= 0.4%
	MODULUS OF RUPTURE MODULO DI ROTTURA MODULE DE RUPTURE BIEGEFESTIGKEIT MÓDULO DE ROTURA ПРОЧНОСТЬ НА ИЗЛОМ	BS EN ISO 10545-4	>=35 N/MM2	>=40 N/MM2	>=40 N/MM2
KG	**BREAKING STRENGTH** RESISTENZA ALLA ROTTURA RÉSISTANCE À LA RUPTURE BRUCHSTÄRKE RESISTENCIA DE ROTURA ПРОЧНОСТЬ НА РАЗРЫВ	BS EN ISO 10545-4	>=1300N	>=1600N	>=1600N

Note : Shade variation across the batches is inherent to the manufacturing process and the pre-laying colour comparison is recommended.
Nota: Differenti lotti potrebbero essere soggetti a leggere variazioni di tonalita' dipendenti dai differenti processi di produzione. Si raccomanda sempre di confrontare i colori prima della posa.
Note: La variation de l'ombre à travers les lots est inhérente au processus de fabrication et la comparaison de couleur avant la pose est recommandée.
Hinweis: Durch den Herstellungsprozess kann es zu Farbabweichungen kommen. Es wird ein vorheriger Farbabgleich empfohlen.
Nota: La variación de tonalidad a través de los lotes es inherente al proceso de fabricación y es recomendable una comparación previa del color
Примечание: Производственному процессу свойственна вариация оттенков в зависимости от партии, в связи с чем перед укладкой рекомендуется провести цветовое сравнение.

	TEST DESCRIPTION DESCRIZIONE DEL TESTO DESCRIPTION D'ESSAI TESTBESCHREIBUNG DESCRIPCIÓN DE LA PRUEBA ОПИСАНИЕ ИСПЫТАНИЯ	STANDARD TEST METHOD METODO DI PROVA MÉTHODE D'ESSAI STANDARD STANDARD-TEST-METHODE MÉTODO DE PRUEBA ESTÁNDAR СТАНДАРТНЫЙ ИСПЫТАТЕЛЬНЫЙ МЕТОД	INTERNATIONAL STANDARD ISO 13006 REQUISITI PREVISTI DALLA NORMA ISO 13006 NORME INTERNATIONALE ISO 13006 INTERNATIONALER STANDARD ISO 13006 NORMA INTERNACIONAL ISO 13006 МЕЖДУНАРОДНЫЙ СТАНДАРТ ISO 13006	RAK CERAMICS SPECIFICATIONS RAK CERAMICS - SPECIFICHE SPÉCIFICATIONS RAK CERAMICS RAK CERAMICS SPEZIFIKATIONEN RAK CERAMICS ESPECIFICACIONES СПЕЦИФИКАЦИИ RAK CERAMICS	
				(Rectified) (Rettificato) (Rectifié) (Berichtigt) (Rectificado) Ректифицированная	(Unrectified) (Non rettificato) Non rectifié) (Unberichtigt) (No rectificado) Неректифицированная
	RESISTANCE TO SURFACE ABRASION RESISTENZA ALL'ABRASIONE SUPERFICIALE RÉSISTANCE À L'ABRASION DE SURFACE RESISTENZ GEGEN OBERFLÄCHENABRIEB RESISTENCIA A LA ABRASIÓN SUPERFICIAL СТОЙКОСТЬ К ИСТИРАНИЮ ПОВЕРХНОСТИ	BS EN ISO 10545-7	**MANUFACTURER TO STATE ABRASION CLASS** CLASSE DI ABRASIONE INDICATA DAL PRODUTTORE LE FABRICANT DOIT INDIQUER LA CLASSE D'ABRASION HERSTELLER ZUR ANGABE DER ABRIEBKLASSE FABRICADO SEGÚN EL TIPO DE ABRASIÓN ESPECIFICADO ИЗГОТОВЛЕНО СОГЛАСНО КЛАССУ ИСТИРАНИЯ	**PEI Class 2 -5** PEI Classe 2-5 PEIClasse 2–5 PEI-Klasse 2 - 5 PEI Clase 2- 5 PEI Класс 2 - 5	**PEI Class 2 -5** PEI Classe 2-5 PEIClasse 2–5 PEI-Klasse 2 - 5 PEI Clase 2- 5 PEI Класс 2 - 5
	LINEAR THERMAL EXPANSION DILATAZIONE TERMICA LINEARE DILATATION THERMIQUE LINÉAIRE LINEARE WÄRMEAUSDEHNUNG EXPANSIÓN TÉRMICA LINEAL ЛИНЕЙНОЕ ТЕРМИЧЕСКОЕ РАСШИРЕНИЕ	BS EN ISO 10545-8	<=9x10 $^{-6}$/°C $^{-1}$	<=7x10 $^{-6}$/°C $^{-1}$	<=7x10 $^{-6}$/°C $^{-1}$
	RESISTANCE TO THERMAL SHOCK RESISTENZA AGLI SHOCK TERMICI RÉSISTANCE AUX CHOCS THERMIQUES RESISTENZ GEGEN THERMALSCHOCK RESISTENCIA AL CHOQUE TÉRMICO СТОЙКОСТЬ К ТЕПЛОВОМУ УДАРУ	BS EN ISO 10545-9	**NO VISIBLE DEFECT** NESSUN DIFETTO VISIBILE AUCUN DÉFAUT VISIBLE KEINE VISUELLEN DEFEKTE SIN DEFECTOS VISIBLES НЕТ ВИДИМЫХ ДЕФЕКТОВ	**NO VISIBLE DEFECT** NESSUN DIFETTO VISIBILE AUCUN DÉFAUT VISIBLE KEINE VISUELLEN DEFEKTE SIN DEFECTOS VISIBLES НЕТ ВИДИМЫХ ДЕФЕКТОВ	**NO VISIBLE DEFECT** NESSUN DIFETTO VISIBILE AUCUN DÉFAUT VISIBLE KEINE VISUELLEN DEFEKTE SIN DEFECTOS VISIBLES НЕТ ВИДИМЫХ ДЕФЕКТОВ
	CRAZING RESISTANCE RESISTENZA ALLA SCREPOLATURA RÉSISTANCE AUX CRAQUELURES SUPERFICIELLES HAARRISS-RESISTENZ RESISTENCIA AL AGRIETAMIENTO СТОЙКОСТЬ К КРАКЕЛЮРУ	BS EN ISO 10545-11	**NO CRAZING** NESSUNA SCREPOLATURA AUCUNE CRAQUELURE KEIN BRUCH SIN AGRIETAMIENTO НЕТ КРАКЕЛЮРА	**NO CRAZING** NESSUNA SCREPOLATURA AUCUNE CRAQUELURE KEIN BRUCH SIN AGRIETAMIENTO НЕТ КРАКЕЛЮРА	**NO CRAZING** NESSUNA SCREPOLATURA AUCUNE CRAQUELURE KEIN BRUCH SIN AGRIETAMIENTO НЕТ КРАКЕЛЮРА
	FROST RESISTANCE RESISTENZA AL GELO RÉSISTANCE AU GEL FROST-RESISTENZ RESISTENCIA A LA CONGELACIÓN МОРОЗОСТОЙКОСТЬ	BS EN ISO 10545-12	**NO VISIBLE DAMAGE** NESSUN DANNO VISIBILE AUCUN DOMMAGE VISIBLE KEINE VISUELLEN SCHÄDEN SIN DAÑOS VISIBLES НЕТ ВИДИМЫХ ПОВРЕЖДЕНИЙ	**NO VISIBLE DAMAGE** NESSUN DANNO VISIBILE AUCUN DOMMAGE VISIBLE KEINE VISUELLEN SCHÄDEN SIN DAÑOS VISIBLES НЕТ ВИДИМЫХ ПОВРЕЖДЕНИЙ	**NO VISIBLE DAMAGE** NESSUN DANNO VISIBILE AUCUN DOMMAGE VISIBLE KEINE VISUELLEN SCHÄDEN SIN DAÑOS VISIBLES НЕТ ВИДИМЫХ ПОВРЕЖДЕНИЙ
	RESISTANCE TO CHEMICALS RESISTENZA AGLI AGENTI CHIMICI RÉSISTANCE AUX PRODUITS CHIMIQUES RESISTENZ GEGEN CHEMIKALIEN RESISTENCIA A LOS PRODUCTOS QUÍMICOS СТОЙКОСТЬ К ХИМИЧЕСКИМ ВЕЩЕСТВАМ	BS EN ISO 10545-13	**NO VISIBLE EFFECT** NESSUN EFFETTO VISIBILE AUCUN EFFET VISIBLE KEINE VISUELLEN EFFEKT SIN EFECTO VISIBLES ВИДИМОГО ВЛИЯНИЯ НЕТ	**NO VISIBLE EFFECT** NESSUN EFFETTO VISIBILE AUCUN EFFET VISIBLE KEINE VISUELLEN EFFEKT SIN EFECTO VISIBLES ВИДИМОГО ВЛИЯНИЯ НЕТ	**NO VISIBLE EFFECT** NESSUN EFFETTO VISIBILE AUCUN EFFET VISIBLE KEINE VISUELLEN EFFEKT SIN EFECTO VISIBLES ВИДИМОГО ВЛИЯНИЯ НЕТ
	RESISTANCE TO STAINS RESISTENZA ALLE MACCHIE RÉSISTANCE AUX TACHESS RESISTENZ GEGEN FLECKEN RESISTENCIA A LAS MANCHAS СТОЙКОСТЬ К КРАСИТЕЛЯМ	BS EN ISO 10545-14	**MANUFACTURER TO STATE CLASS** CLASSE DI ABRASIONE LE FABRICANT DOIT INDIQUER LA CLASSE HERSTELLER ZUR ANGABE DER KLASSE FABRICADO SEGÚN LO ESPECIFICADO ИЗГОТОВЛЕНО СОГЛАСНО КЛАССУ	**STAIN REMOVED MIN. CLASS 2** RIMOZIONE DELLE MACCHIEMIN. CLASSE 2 ELIMINATION DES TACHES MIN. CLASSE 2 FLECKENENTFERNUNG MIN. KLASSE 2 MIN. REMOCIÓN DE MANCHAS. CLASE 2 ПЯТНО УДАЛЕНО МИН. КЛАСС 2	**STAIN REMOVED MIN. CLASS 4** RIMOZIONE DELLE MACCHIEMIN. CLASSE 4 ELIMINATION DES TACHES MIN. CLASSE 4 FLECKENENTFERNUNG MIN. KLASSE 4 MIN. REMOCIÓN DE MANCHAS. CLASE 4 ПЯТНО УДАЛЕНО МИН. КЛАСС 4
	COLOUR RESISTANCE TO UV LIGHT RESISTENZA DEI COLORI ALLA LUCE UV RÉSISTANCE DES COULEURS À LA LUMIÈREUV FARBRESISTENZ GEGEN UV-LICHT RESISTENCIA DEL COLOR A LA LUZ UV ЦВЕТОСТОЙКОСТЬ К УФ СВЕТУ	DIN 51094	**NO CHANGE IN COLOR** NESSUN CAMBIAMENTO DI COLORE PAS DE CHANGEMENT DE COULEUR KEINE FARBÄNDERUNGEN SIN CAMBIO DE COLOR БЕЗ ИЗМЕНЕНИЯ ЦВЕТА	**NO CHANGE IN COLOR** NESSUN CAMBIAMENTO DI COLORE PAS DE CHANGEMENT DE COULEUR KEINE FARBÄNDERUNGEN SIN CAMBIO DE COLOR БЕЗ ИЗМЕНЕНИЯ ЦВЕТА	**NO CHANGE IN COLOR** NESSUN CAMBIAMENTO DI COLORE PAS DE CHANGEMENT DE COULEUR KEINE FARBÄNDERUNGEN SIN CAMBIO DE COLOR БЕЗ ИЗМЕНЕНИЯ ЦВЕТА

MAINTENANCE AND CLEANING OF TILES

MANUTENZIONE E PULIZIA DELLE PIASTRELLE | ENTRETIEN ET NETTOYAGE DES CARREAUX | PFLEGE UND REINIGUNG VON FLIESEN | MANTENIMIENTO Y LIMPIEZA DE AZULEJOS | ОБСЛУЖИВАНИЕ И ЧИСТКА ПЛИТКИ

Maintenance of ceramic and porcelain tiles on dry surfaces is relatively easy. RAK Ceramics tiles are highly scratch and stain resistant.

- By regularly sweeping the floor, you can help avoid scratches that small pebbles or sand can create.
- Make it a habit to always wipe the soles of your shoes on a mat before entering the house. Thoroughly wipe up any spills using plain warm water.
- While they are not likely to stain your ceramic tiles, spills may stain the grout between the tiles and if they are left to sit for too long, may also stain the actual tiles.
- Plain water is the ideal cleaner because it leaves no residue if you dry the surface of the tiles thoroughly after cleaning.
- If tiles are left wet after cleaning, there may be some unsightly mineral residue after the water dries, but this can easily be removed by spot cleaning.
- If stains resist cleaning with water alone, you can use a mild acidic solution, such as white vinegar. Use it highly diluted and rinse with plain water then dry.
- As food stains are acidic in nature, try using a mild alkaline solution.
- Use common detergents sparingly, rinse with plain water and dry thoroughly.

La manutenzione delle piastrelle ceramiche e porcellanate su superfici asciutte è relativamente semplice. Le piastrelle RAK Ceramics sono altamente resistenti ai graffi e alle macchie.

- Spazzando regolarmente il pavimento si contribuisce ad evitare eventuali graffi che possono essere causati da sabbia o pietrisco.
- Prendere l'abitudine di pulire la suola delle scarpe su uno zerbino prima di entrare in casa. Eliminare accuratamente ogni eventuale liquido versato mediante acqua naturale calda.
- Anche se è improbabile che macchino le piastrelle, eventuali liquidi versati possono macchiare lo stucco tra le piastrelle e se li si lascia agire troppo a lungo possono anche macchiare le piastrelle vere e proprie.
- L'acqua naturale è il detergente ideale perché non lascia residui se si asciuga attentamente la superficie delle piastrelle dopo la pulizia.
- Se le piastrelle vengono lasciate bagnate dopo la pulizia, quando l'acqua asciuga potrebbero verificarsi residui antiestetici, ma questi possono essere facilmente rimossi.
- Se in seguito alla pulizia con acqua naturale restano delle macchie, è possibile utilizzare una soluzione blandamente acida, come l'aceto bianco. Usarlo in forma diluita e sciacquare con acqua naturale, quindi asciugare.
- Poiché le macchie alimentari sono naturalmente acide, provare usando una soluzione leggermente alcalina.
- Usare i comuni detergenti con parsimonia, sciacquare con acqua naturale e asciugare con cura.

L'entretien des carreaux de céramique et de porcelaine sur des surfaces sèches est relativement facile. Les carreaux de RAK Ceramics ont une résistance remarquable aux rayures et aux taches.

- Le balayage régulier du sol permet d'éviter les éraflures que peuvent laisser les petits cailloux ou le sable.
- Prenez l'habitude de toujours nettoyer les semelles de vos chaussures sur un paillasson avant d'entrer dans la maison. Nettoyez soigneusement les déversements à l'aide d'eau ordinaire tiède.
- Bien qu'ils ne puissent pas tacher vos carreaux de céramique, les déversements peuvent teindre le coulis entre les carreaux. Par ailleurs, s'ils sont laissés pendant de longues durées, ces déversements peuvent également teindre les carreaux actuels.
- L'eau ordinaire est le nettoyant idéal car elle ne laisse aucun résidu lorsque vous séchez correctement la surface des carreaux après le nettoyage.
- Si les carreaux sont laissés humides après leur nettoyage, de résidus minéraux inesthétiques peuvent être notés après que l'eau ait séché, mais cela peut être facilement enlevé par un détachant.
- Si la tache résiste au nettoyage à l'eau, vous pouvez utiliser une solution acide douce comme le vinaigre blanc. Utilisez-le à l'état très dilué et rincez avec de l'eau ordinaire, puis séchez.
- Étant donné que les taches d'aliments sont de nature acides, essayez d'utiliser une solution alcaline douce.
- Utilisez des détergents usuels de manière modérée, rincez avec de l'eau ordinaire et séchez soigneusement.

Die Pflege von Keramik- und Feinsteinzeugfliesen auf trockenen Oberflächen ist relativ einfach. Die Fliesen von RAK Ceramics sind extrem widerstandsfähig gegen Kratzer und Schmutz.

- Durch regelmäßiges Fegen des Bodens können Kratzer vermieden werden, die durch kleine Steine oder Sand entstehen.
- Wischen Sie sich vor dem Betreten des Hauses die Schuhsohlen ab. Wischen Sie Verschüttetes gründlich mit warmem Wasser auf.
- Verschüttetes wird Ihre Fliesen nicht verfärben, kann jedoch in die Fugenmasse eintreten und diese kann dann, sollte das Verschüttete nicht aufgewischt werden, tatsächlich ihre Fliesen verfärben.
- Der ideale Reiniger ist einfaches Wasser, da es keine Rückstände auf der Oberfläche hinterlässt, wenn Sie die Fliesen nach Reinigung gründlich trocknen.
- Wenn Sie Fliesen nach dem Reinigen nicht trocknen können nach dem Abtrocknen des Wassers unschöne Rückstände von Mineralien bleiben. Diese können allerdings durch gründliche Reinigung entfernt werden.
- Sollten nach der Reinigung mit Wasser Flecken vorhanden sein, verwenden Sie eine milde, saure Lösung, z. B. mit weißem Essig. Verwenden Sie diese stark verdünnt, dann mit normalem Wasser gründlich abspülen und trocknen.
- Da Lebensmittelflecken von Natur aus sauer sind, versuchen Sie eine milde alkalische Lösung.
- Verwenden Sie ein wenig normales Reinigungsmittel, normales Wasser, und trocknen Sie die Oberfläche gründlich.

El mantenimiento de azulejos de cerámica y porcelana en superficies secas es relativamente fácil. Los azulejos de RAK Ceramics son altamente resistentes a rayones y manchas.

- Al barrer regularmente el piso, puede ayudar a evitar rayones que piedras pequeñas o arena pueden crear.
- Haga de limpiar las suelas de sus zapatos en una alfombra antes de entrar a la casa un hábito. Limpie minuciosamente cualquier derrame utilizando agua tibia.
- Aunque no es probable que manchen sus azulejos de cerámica, los derrames pueden manchar la lechada que se encuentra entre los azulejos y si se deja reposar por mucho tiempo, también puede manchar los azulejos mismos.
- El agua simple es el limpiador ideal porque no deja residuos si seca la superficie de los azulejos cuidadosamente después de limpiar.
- Si los azulejos se dejan mojados después de limpiarlos, puede que queden residuos minerales difíciles de ver a simple vista después de que se seque el agua; estos pueden ser fácilmente eliminados con limpieza de rutina.
- Si alguna mancha se resiste a la limpieza solo con agua, puede utilizar una solución ácida suave, como el vinagre blanco. Utilícelo bien diluido, lave con agua y séquelo al final.
- Debido a que las manchas de comida son naturalmente ácidas, intente utilizando una solución alcalina suave.
- Utilice detergentes comunes de vez en cuando, lave con agua y seque minuciosamente.

Обслуживание керамической плитки и керамического гранита на сухих поверхностях относительно простое. Плитка компании RAK Ceramics чрезвычайно стойка к механическим повреждениям и загрязнению.

- Регулярно подметая пол, вы помогаете избежать царапин, создаваемых мелким щебнем или песком.
- Сделайте привычкой всегда вытирать подошвы обуви о коврик перед входом в дом. Тщательно вытирайте любые разливы чистой теплой водой.
- Разливы вряд ли окрасят керамическую плитку, но могут окрасить раствор между плитками, а если вовремя не удалить разливы и оставить надолго, то могут окрасить саму плитку.
- Чистая вода — идеальное моющее средство, так как она не оставляет следов, если вы тщательно высушиваете поверхность после чистки.
- Если плитку после чистки оставить влажной, то на ней может остаться минеральный осадок, который, однако, легко удаляется пятновыводителем.
- Если пятна не удаляются водой, можно использовать мягкий кислотный раствор, такой как уксус. Используйте его сильно разбавленным, смывайте чистой водой и просушивайте.
- Так как пятна от пищи кислотны по своей природе, старайтесь использовать мягкий щелочной раствор.
- Экономно используйте общепринятые моющие средства, смывайте чистой водой и тщательно высушивайте.

R RATING TABLE

COLLECTIONS COLLEZIONI / COLLECTIONS / KOLLEKTIONEN / COLECCIONES / КОЛЛЕКЦИИ	**TYPOLOGY** TIPOLOGIA / TYPOLOGIE / TYPOLOGIE TIPOLOGIA / ТИПОЛОГИЯ	**COLOURS** COLORI / COULEURS / FARBEN / COLORES / ЦВЕТА	**R** N	**R**
CAPITAL WOOD	**PORCELAIN TILES** GRES PORCELLANATO GRÉS CÉRAME FEINSTEINZEUG PORCELÁNICO КЕРАМИЧЕСКИЙ ГРАНИТ	WHITE LACQUER DECOR	R10 / A+B	-
		GREY	R10 / A+B	-
		NATURAL OAK	R10 / A+B	-
		HONEY OAK	R10 / A+B	-
		BARREL OAK	R10 / A+B	-
CIRCLE WOOD	**PORCELAIN TILES** GRES PORCELLANATO GRÉS CÉRAME FEINSTEINZEUG PORCELÁNICO КЕРАМИЧЕСКИЙ ГРАНИТ	GREY	R10 / A+B	-
		IVORY	R10 / A+B	-
		NUT	R10 / A+B	-
		BEIGE	R10 / A+B	-
		BROWN	R10 / A+B	-
CORAL STONE	**PORCELAIN TILES** GRES PORCELLANATO GRÉS CÉRAME FEINSTEINZEUG PORCELÁNICO КЕРАМИЧЕСКИЙ ГРАНИТ	LIGHT GREY	R10 / A	R11 / A+B
		GREY	R10 / A	R11 / A+B
		IVORY	R10 / A	R11 / A+B
		BEIGE	R10 / A	R11 / A+B
DESIGN CONCRETE	**PORCELAIN TILES** GRES PORCELLANATO GRÉS CÉRAME FEINSTEINZEUG PORCELÁNICO КЕРАМИЧЕСКИЙ ГРАНИТ	WHITE	R10 / A	-
		LIGHT GREY	R10 / A	R11 / A+B
		GREY	R10 / A	R11 / A+B
		IVORY	R10 / A	R11 / A+B
		SAND	R10 / A	-
		NUT	R10 / A	R11 / A+B
FLAG STONE	**PORCELAIN TILES** GRES PORCELLANATO GRÉS CÉRAME FEINSTEINZEUG PORCELÁNICO КЕРАМИЧЕСКИЙ ГРАНИТ	WHITE	R10 / A+B	-
		LIGHT GREY	R10 / A+B	-
		GRAPHITE GREY	R10 / A+B	-
		LIGHT SAND	R10 / A+B	-
		SAND	R10 / A+B	-
HARD WOOD	**PORCELAIN TILES** GRES PORCELLANATO GRÉS CÉRAME FEINSTEINZEUG PORCELÁNICO КЕРАМИЧЕСКИЙ ГРАНИТ	IVORY	R10 / A+B	R11 / A+B
		BEIGE	R10 / A+B	R11 / A+B
		RED	R10 / A+B	R11 / A+B
		BROWN	R10 / A+B	R11 / A+B
		MUD	R10 / A+B	R11 / A+B
M-PROJECT STUCCO	**PORCELAIN TILES** GRES PORCELLANATO GRÉS CÉRAME FEINSTEINZEUG PORCELÁNICO КЕРАМИЧЕСКИЙ ГРАНИТ	LIGHT GREY	R10 / A	-
		GREY	R10 / A	-
		DARK GREY	R10 / A	-
		BEIGE	R10 / A	-
		BROWN	R10 / A	-
		DARK BROWN	R10 / A	-
M-PROJECT SPATOLATO	**PORCELAIN TILES** GRES PORCELLANATO GRÉS CÉRAME FEINSTEINZEUG PORCELÁNICO КЕРАМИЧЕСКИЙ ГРАНИТ	LIGHT GREY	R10 / A	-
		GREY	R10 / A	-
		DARK GREY	R10 / A	-
		BEIGE	R10 / A	-
		BROWN	R10 / A	-
		DARK BROWN	R10 / A	-
M-PROJECT WOOD	**PORCELAIN TILES** GRES PORCELLANATO GRÉS CÉRAME FEINSTEINZEUG PORCELÁNICO КЕРАМИЧЕСКИЙ ГРАНИТ	LIGHT GREY	R10 / A	-
		GREY	R10 / A	-
		DARK GREY	R10 / A	-
		BEIGE	R10 / A	-
		BROWN	R10 / A	-
		DARK BROWN	R10 / A	-

COLLECTIONS COLLEZIONI / COLLECTIONS / KOLLEKTIONEN / COLECCIONES / КОЛЛЕКЦИИ	**TYPOLOGY** TIPOLOGIA / TYPOLOGIE / TYPOLOGIE TIPOLOGIA / ТИПОЛОГИЯ	**COLOURS** COLORI / COULEURS / FARBEN / COLORES / ЦВЕТА	**R** N	**R**
MAREMMA	**PORCELAIN TILES** GRES PORCELLANATO GRÉS CÉRAME FEINSTEINZEUG PORCELÁNICO КЕРАМИЧЕСКИЙ ГРАНИТ	STEEL	R10 / A	-
		GREY	R10 / A	-
		DARK BROWN	R10 / A	-
		ORANGE	R10 / A	-
		SAND	R10 / A	-
		COPPER	R10 / A	-
		COTTO	R10 / A	-
QUARZITE	**PORCELAIN TILES** GRES PORCELLANATO GRÉS CÉRAME FEINSTEINZEUG PORCELÁNICO КЕРАМИЧЕСКИЙ ГРАНИТ	GREY	R10 / A	-
		BEIGE	R10 / A	-
SALENTO	**PORCELAIN TILES** GRES PORCELLANATO GRÉS CÉRAME FEINSTEINZEUG PORCELÁNICO КЕРАМИЧЕСКИЙ ГРАНИТ	GREY	R10 / A	R11 / A+B
		BEIGE	R10 / A	R11 / A+B
		BROWN	R10 / A	R11 / A+B
SHINE STONE	**PORCELAIN TILES** GRES PORCELLANATO GRÉS CÉRAME FEINSTEINZEUG PORCELÁNICO КЕРАМИЧЕСКИЙ ГРАНИТ	WHITE	R10 / A	R11 / A+B
		GREY	R10 / A	R11 / A+B
		DARK GREY	R10 / A	R11 / A+B
		BLACK	R10 / A	R11 / A+B
		IVORY	R10 / A	R11 / A+B
		BEIGE	R10 / A	R11 / A+B
		DARK BEIGE	R10 / A	R11 / A+B
		BROWN	R10 / A	R11 / A+B
SUGI BAN WOOD	**PORCELAIN TILES** GRES PORCELLANATO GRÉS CÉRAME FEINSTEINZEUG PORCELÁNICO КЕРАМИЧЕСКИЙ ГРАНИТ	GURE GREY	R10 / A+B	-
		KASSHOKU BROWN	R10 / A+B	-
		BUGI BEIGE	R10 / A+B	-
		BORU BLUE	R10 / A+B	-
		SHIRO WHITE	R10 / A+B	-
		KURO BLACK	R10 / A+B	-
REVIVE CONCRETE XL	**PORCELAIN TILES** GRES PORCELLANATO GRÉS CÉRAME FEINSTEINZEUG PORCELÁNICO КЕРАМИЧЕСКИЙ ГРАНИТ	ACTIVE WHITE	R10 / A	-
		CONCRETE GREY	R10 / A	-
		SUMMER SAND	R10 / A	-

			LS L M	S N M	LS N M	
REVIVE CONCRETE	**PORCELAIN TILES** GRES PORCELLANATO GRÉS CÉRAME FEINSTEINZEUG PORCELÁNICO КЕРАМИЧЕСКИЙ ГРАНИТ	ACTIVE WHITE	R9 / A	R9 / A	R10 / A	R11 / A+B
		CONCRETE GREY	R9 / A	R9 / A	R10 / A	R11 / A+B
		GRAPHITE GREY	R9 / A	R9 / A	R10 / A	R11 / A+B
		PITCH BLACK	R9 / A	R9 / A	R10 / A	R11 / A+B
		CLOUD GREY	R9 / A	R9 / A	R10 / A	R11 / A+B
		SUMMER SAND	R9 / A	R9 / A	R10 / A	R11 / A+B
		BLADE BEIGE	R9 / A	R9 / A	R10 / A	R11 / A+B

			L M	N M
EVOQUE METAL	**PORCELAIN TILES** GRES PORCELLANATO GRÉS CÉRAME FEINSTEINZEUG PORCELÁNICO КЕРАМИЧЕСКИЙ ГРАНИТ	ICE	R9 / A	R10 / A
		GREY	R9 / A	R10 / A
		GREEN BLUE	R9 / A	R10 / A
		BROWN	R9 / A	R10 / A

CONTACTS :

RAK Ceramics Corporate Headquarters PJSC	P.O. Box 4714, Ras Al Khaimah, United Arab Emirates (U.A.E.) Tel. +971 7 2467000, Fax. +971 7 2445270 Email: info@rakceramics.com
RAK Ceramics Distribution Europe S.r.l.	RAK CERAMICS DISTRIBUTION EUROPE SRL, Via Ferrari Carazzoli 21, 41042, Fiorano Modenese (MO) - Italy Tel.: +39 0536 1888600, Fax: +39 0536 913920
RAK Ceramics GmbH	RAK CERAMICS GMBH, Hanauer Landstraße 184, 60314 Frankfurt Am Main, Germany Tel.: +49 (0) 6258 9418491, Fax: +49 (0) 6258 9418499
RAK Ceramics UK Ltd	RAK Ceramics UK Ltd, Bradford House, Frenchmans Road, Petersfield, Hampshire, GU32 3AW, UK Tel. +44 1730 237850, Fax. +44 1730 263210

RAK

CERAMICS

REF: SIGNATURE COLLECTION CATALOGUE 1/2021 V 1.0